




































DELITE HI-TECH FURNITURE INDUSTRIES PVT LTD - PRICE LIST



S.NO	ITEM NAME	ITEM NO.	SIZE-1 SIZE (L*D*H)	PRICE	SIZE-2 SIZE (L*D*H)	PRICE	SIZE-3 SIZE (L*D*H)	PRICE	Date-07/10/2021 IMAGE
	GLADIATOR SERIES								
1	Executive Office Desk having 2 Wooden round reducing leg and MS Frame with ERU Unit.	DGS 1001	1800*1600*750MM &	31200					
2	Back Unit		1500*450*750MM	14400					
3	Executive Office Desk having 4 Wooden round reducing leg and MS Frame. Top having ERU Unit.	DGS 1002 Main Table	2400X1800X750MM	32800	2100X1500X750MM	30920	2100X1200X750MM	28000	
4	ERU	DGS 1002	750WX450DX500H	15050					
5	Back storage unit	DGS 1002	1450(W)*450(D)*1450MM(H)	34902					
6	Discussion Table	DGS 1002	900*900*750MM	13600					
7	Marker Board	DGS 1002	1030*695*20MM	0					
8	Executive Office Desk With Side Unit	DGS 1003	2550WX1800DX750H	30920					
9	Back Storage	DGS 1003	2400WX400DX2000H	42000					
10	Executive Office Desk With Side Unit	DGS 1004	Main Desk - 2100*1050/900*750MM Side Unit - 1200*400*620MM & Pedestal - 450*620*570MM	37240	Main Desk - 1800*900/800*750 Side Unit - 1200*400*620MM Pedestal - 450*620*570MM	31234			
11	Executive Office Desk With Side Unit	DGS 1005	Table -1200*600*750MM Side Unit- 900*450*750	18590	Table -1500*600*750MM Side Unit- 900*450*750	19500	Table - 1800*600*750MM Side Unit- 900*450*750	22200	
12	Executive Office Desk With Side Unit	DGS 1006	Main Desk - 1500*750*750MM & Side Unit - 900*450*570MM	22850	1800*600*750MM Side Unit- 900*450*570	25200			
13	Executive Office Desk With Side Unit	DGS 1007	Main Desk - 1500*750*750MM Side Unit -1500*600*650MM	37000	Desk - 1800*750*750MM Side Unit - 1650*600*650MM	40790			
14	Executive Office Desk With Side Unit	DGS 1008	Main Desk 2100*1600*750MM Side Unit-1600*500*650	43580					









15	Executive Office Desk With Side Unit	DGS 1009	Main Desk - 2100*900*750MM Side Unit - 1200*450*650MM Pedestal - 450*620*570MM	51560	Main Desk : 1800*900*750 Side Unit : 1200*450*650MM & Pedestal - 450*620*570MM	45400			
16	Executive Office Desk	DGS 1010	Main Desk 1800*750*750MM	30320					
17	Back Unit		1800*450*750MM	20200					
18	Side Unit		1000*450*750MM	9000					
19	Executive Office Desk With Side Unit	DGS 1011	Main Desk : 1800*750*750MM Side Unit : 750*400*750 MM	29520					
20	Back Unit		1500*450*750MM	20700					
21	Executive Office Desk With Side Unit	DGS 1012	2100*2350*750MM	48200	1800*2100*750MM	43600			
22	Back Unit		2100*500*1800MM	44000	1800*500*1800MM	39600			
23	Executive Office Desk With Side Unit	DGS 1013	2350*2350*750MM	43948	2100*2250*750MM	37300			
24	Back Unit		1800*500*1150MM	26000					
25	Executive Office Desk With Side Unit	DGS 1014	2100*1800*750MM	42486	1800*1800*750MM	33930			
26	Back Unit		1800*450*750MM	28800					
27	Executive Office Desk With Side Unit, Table top having in Membrane	DGS 1015	Main Desk : 2100*1050*750MM Side Unit : 1350*450*700MM	51800	Main Unit : 1950*900*750MM Side Unit : 1050*450*700MM	41320			
28	Back Unit - Top in Membrane		1800*450*1800MM	35000	1800*450*750MM	20200			
29	Executive Office Desk With Side Unit.	DGS 1016	Main Desk : 2550*900*750MM Side Unit : 1800*500*640MM	40300					
30	Back Unit		1800*450*750MM	35000					
31	Executive Office Desk With Side Unit.	DGS 1017	Main Desk: 1800*900*750MM Side Unit : 1200*450*750MM	29780	Main Desk: 1650*750*750MM Side Unit : 1050*450*750MM	27900	Main Desk: 1500*750*750MM Side Unit : 900*450*750MM	26400	
32	Back Unit		1800*450*700MM	16000	1500*425*700MM	15000			
33	Executive Office Desk With Side Unit.	DGS 1018	Main Desk : 1800*1800*750MM Side Unit : 900*450*550MM	41498					
34	Executive Office Desk With Side Unit.	DGS 1019	2400*2100*750MM	55642	2100*1800*750MM	51056			








35	Back Unit	DGS P7001	2100*450*1800MM	45234					
VIKING SERIES - PREMIUM OFFICE DESK									
36	Premium Office Desk with Side Unit	DGS P7002	2400*2100*750MM	123201	2100*1800*750MM	106920			
37	Back Unit		2100*450*750MM	86051	1800x450x750mm	66064.5			
38	Premium Office Desk with Side Unit (PU Finish)	DGS P7003	2400*2100*750MM	136080	2100*1800*750MM	119220.75			
39	Back Unit (PU Finish)		2100*450*1050MM	75634	1800x450x750mm	64800			
40	Premium Office Desk with Side Unit	DTD 1318A	1800*900*750MM & 1050*450*750MM (Side Table)	64242					
41	Premium Office Desk with Side Unit	DTD 7821	2100*2200*750MM	77963	1800*1800*750MM	69102			
42	Premium Office Desk with Side Unit	DTD 12318	1800*2100*750MM	72450					
43	Premium Office Desk with Side Unit	DTD 2918	1800*1900*750MM	69075					
44	Premium Office Desk with Side Unit	DTD 7720	2000*1000*750MM Side Unit - 1800*450*750MM	75375					
45	Premium Office Desk with Side Unit	DTD 2420	2000*2100*750MM	75375					
46	Premium Office Desk with Side Unit	DTD 1528	2800*2090*750MM	146558					








47	Premium Office Desk with Side Unit	DTD 1424B	2400*2050*750MM	116325					
48	Premium Office Desk with Side Unit	DT-1	Main Desk : 1800*900*750MM Side Unit : 1060*450*660MM	99225					
49	Premium Office Desk with Side Unit	DT-4	Main Desk: 1800*900*750MM Side Unit : 1060*450*660MM	56543					
50	Premium Office Desk with Side Unit	DT-7	Main Desk: 1800*900*750MM Side Unit : 1060*450*660MM	56543					
51	Premium Office Desk with Side Unit	DT-14	Main Desk : 2400*1100*750MM Side Unit : 1400*580*690MM	144270	Main Desk: 1800*900*750MM Side Unit : 1060*450*660MM	114030			
52	CREDENZA		1850*580*670MM	51345	TOWER - 1700*400*1200MM	49916			
53	Premium Office Desk with Side Unit	DT-15	2100*900*750MM Side Unit - 1500*450*660MM	65250	1800*900*750MM Side Unit - 1060*450*660MM	59850			








BARIN SERIES - PREMIUM OFFICE DESK








54	Premium Office Desk with Side Unit	DT-Y610	Main Desk: 2400*860*760MM Side Unit : 1200*450**650MM	55780					
55	Premium Office Desk with Side Unit	DT-Y611	Main Desk: 2000*840*750MM Side Unit : 1200*450**650MM	53680					








56	Premium Office Desk with Side Unit	DT-Y621A	Main Desk: 1800*860*750MM Side Unit : 1500*450**650MM	50860	1600*860*760MM Side Unit 1500*450**650MM	49660			
57	Premium Office Desk with Side Unit	DT-Y623	Main Desk: 2200*1000*750MM Side Unit : 1500*450**650MM	57720					
58	Premium Office Desk with Side Unit	DT-Y624A	Main Desk: 1800*840*750MM Side Unit : 900*450**650MM	53558					
59	Premium Office Desk with Side Unit	DT-Y625	Main Desk: 2200*1000*750MM Side Unit : 1200*450**650MM	56580					
60	Bachtel Table with three drawer unit in one side.	DT-5001	1350*750*750MM	19710					
61	Bachtel Table with three drawer unit in one side and one drawer with one filling drawer on another side.	DT-5002 A	1500*750*750MM	22400					
62	Bachtel Table with three drawer unit in one side and one drawer with one filling drawer on another side.	DT-5003	1650*900*750MM	28882					
63	Bachtel Table With Side Table- having three drawer unit in main table and cupboard in side unit.	DT-5004	1665*900*750MM 900*450*750MM	29030					








64	Bachtel Table With three drawer unit in one side and one drawer and one filling drawer on another side.	DT-5005	1800*900*750MM	30936					
65	Bachtel Table With Side Table having three drawer unit in main table and cupboard in side unit.	DT-5006	1800*900*750MM 900*450*750MM	30000					
66	Bachtel Table - Side Table	DT-5007	900*450*750MM	6706					
67	Premium Office Table with side unit having round crca legs with post formed top and perforated Modesty Panel	DT 5008	Main Desk : 1500*750*750MM & Side Unit : 1050*450*700MM	28622	Main Desk : 1800*750*750MM Side Unit : 1050*450*700MM	30110	Main Desk : 2100*900*750MM Side Unit: 1050*450*700MM	30898	
68	Premium Office Desk with adjustable height adjustament (750-1200mm).	DT 5009	Main Unit : 1800*900*750MM With Filling Drawer - 400*500*635MM	105000					
69	Site Unit.		1050*400*650MM	37000					
70	Premium Office Storage - in veneer	DA-D106	2500*450*1800MM	95625					
71	Premium Office Storage - in veneer	DA-Y107	1800*450*2000MM	81506.25					








72	Premium Office Storage - in veneer	DA-D108	1800*450*1680MM	76950					
73	Premium Office Storage - in veneer	DA-D119	1800*450*750MM	50175					
74	Premium Office Storage - in prelaminated particle board.	DA-Y 650	1350*450*1800MM	37600	In Veneer	64580			
75	Premium Office Storage - in prelaminated particle board.	DA-Y 652	900*450*1800MM	30940	In Veneer	55100			
76	Premium Office Storage - in prelaminated particle board.	DA-Y 680	1200*450*750MM	24360	In Veneer	30800			
AROLDO SERIES - EXECUTIVE OFFICE DESK									
77	Executive Office Desk	DAS 7501	Main Desk: 1800*900*750MM Side Unit: 1800*600*675MM	36000					
78	Executive Office Desk TOP 25 MM Thick PLB Matt Finish	DAS 7502	Main Unit: 2100*1800*750MM Side Unit: 1000*400*670MM	46440	Main Unit: 1800*1800*750MM Side Unit :1000*400*670MM	42240			








79	Executive Office Desk	DAS 7503	2100*1950*750MM	70350	1800*1950*750MM	65150	1650*1950*750MM	63550	
80	Executive Office Desk	DAS 7504	Main Unit: 2100*1800*750MM Side Unit : 900*450*750MM	30890	Main Unit 1800*900*750MM Side Unit: 900*450*750MM	27010			
81	Executive Office Desk	DAS 7505	Main Unit: 1500*750*750MM Side Unit: 900*600*750MM	32100	Main Unit: 1650*800*750MM Side Unit: 900*600*750MM	30586	Main Unit: 2100*750*750MM Side Unit: 900*600*750MM	32628	
82	Executive Office Desk	DAS 8001	1500*750*750MM	31600	1800x900x750mm	35000			
83	Executive Office Desk	DAS 8002	1200*600*750MM &	19042	1500x750x750mm	22240			
84	Executive Office Desk	DAS 8003	1200*600*750MM	19040	1500x750x750mm	22240			
85	Executive Office Desk	DAS 8004	1500*750*750MM	30000					








86	AUTOMATION SIRIES	DT 2001	1200(L) * 675(D) * 750(H)	18348					
87	AUTOMATION SIRIES - with side unit	DT 2002	1200(L) * 675(D) * 750(H) 900(L) * 450(D) * 700(H)	18480					
88	AUTOMATION SIRIES	DT 2003	1500(L) * 800(D) * 750(H)	25086					
89	AUTOMATION SIRIES - with side unit	DT 2004	1500(L) * 800(D) * 750(H) 900(L) * 450(D) * 700(H)	29514					
90	AUTOMATION SIRIES	DT 2005	1800(L) * 900(D) * 750(H)	27450					
91	AUTOMATION SIRIES - with side unit	DT 2006	1800(L) * 900(D) * 750(H) 900(L) * 450(D) * 700(H)	31996					
92	AUTOMATION SIRIES	DT 2007	1800(L) * 1200(D) * 750(H)	30224					








93	AUTOMATION SIERIES	DT 2008	1800(L) * 1200(D) * 750(H) 900(L) * 450(D) * 700(H)	32200					
94	AUTOMATION SIERIES	DT 2009	2100(L) * 1200(D) * 750(H)	31340					
95	AUTOMATION SIERIES - with side unit	DT 2010	2100(L) * 1200(D) * 750(H) Side Unit 900(L) * 450(D) * 710(H)	32200					
96	AUTOMATION SIERIES	DT - 201A	1200(L) * 600(D) * 750(H)	13000	DT - 201B -900(L) * 600(D) * 750(H)	12400			
97	AUTOMATION SIERIES	DT - 202	1350(L) * 750(D) * 750(H)	20540					
98	AUTOMATION SERIES ***	DT 203	1200*600*750MM	19416	1350*750*750MM	20400	1500*750*750MM	21322	
99	AUTOMATION SIERIES	DT - 204A	1675(L) * 750(D) * 750(H)	23264	DT - 204B -1370(L) * 750(D) * 750(H)	22068			








100	AUTOMATION SERIES***	DT - 205A	1830(L) * 1200(D) * 750(H).	10450	DT - 205B -1520(L) * 915(D) * 750(H)	8400			
101	AUTOMATION SERIES	DT - 211A	900(L) * 600(D) * 750(H)	12720	DT - 211B -1200(L) * 600(D) * 750(H)	13760	DT - 211C -1370(L) * 685(D) * 750(H)	15090	
BIG BYTE SERIES - COMPUTER DESK									
102	Computer Desk	CF 101A	900(L) * 600(D) * 750(H)	11762	CF 101B -900(L) * 750(D) * 750(H)	13538	CF 101C -1200(L) * 600(D) * 750(H)	14016	
103	Computer Desk	CF 101D	1200(L) * 750(D) * 750(H)	16198	CF 101E -750(L) * 600(D) * 750(H)	10866			
104	Computer Desk	CF102A	600(L) * 600(D) * 650(H)	7600	CF 102B -700(L) * 750(D) * 650(H)	8400			
105	Computer Desk	CF 103	600*600*750M	9850					
106	Computer Desk	CF 104	900*450*750MM	9290					







107	Computer Desk	CF 105A	1200(L) * 600(D) * 750(H)	19984	CF 105B -1200(L) * 750(D) * 750(H)	23054			
108	Computer Desk	CF 106A	900*600*750MM	13050					
109	Computer Desk	CF 106B	900*600*750MM	16650	1200*600*750MM	31528			
110	Computer Desk With Overhead	CF 106C	900*600*1800MM	28568					
111	Computer Desk	CF 107	900*500*750MM	10500					
112	Computer Desk	CF 108	1200*600*1400MM	17300					
113	Computer Desk	CF 109	1200*600*750MM	10500					







114	Computer Desk	CF 110	1200*600*750MM	17196					
115	Computer Desk	CF 111	1500(L) * 600(D) * 750(H)	23176					
116	Computer Desk	CF 112	750(L) * 600(D) * 750(H)	12534					
117	Computer Desk	CF 113	1200*600*750MM	11380	600*600*750MM	9104			
118	Computer Desk	CF 114	1200*600*750MM	16064					
119	Computer Desk	CF 115	1200*600*750MM	20918					
120	Computer Desk 1200X600X750/1800	CF 116	1200*600*1800MM	34536					








121	Computer Desk	CF 121	1200*600*750/1050MM	14954					
FLEXI SERIES- MODULAR DESKS									
122	MODULAR DESK - FOR 4 PERSONS	DFS 7001	3000*1500*750/1050MM (WDH)	69600					
123	MODULAR DESK - FOR 4 PERSONS	DFS 7002	3000*2400*1200MM (WDH)	156000					
124	MODULAR DESK - FOR 4 PERSONS	DFS 7003	6240*1560*1200MM (WDH)	212850					
125	MODULAR DESK - FOR 4 PERSONS	DFS 7004	2400*1200*750/1050MM(WDH)	69140					
SALUTATION SERIES - RECEPTION DESKS									
126	RECEPTION DESK in MDF Board.	DSS 9001	2400*600*750/1050 MM (WDH)	40896					
127	RECEPTION DESK	DSS 9002	2400*700*1000MM (WDH)	43800	1800*700*1000MM (WDH)	38300			








128	RECEPTION DESK	DSS 9003	2100*850*1100/750MM (WDH)	36580	1800*850*1100/750MM (WDH)	39300			
129	RECEPTION DESK	DSS 9004	Reception Table - 1850*900*750/1200MM (WDH)	28900	1800*900*750/ 1200 (WDH)	28900			
130	RECEPTION DESK	DSS 9005	2400*600*1050MM (WDH)	32160	1800*600*1050MM (WDH)	29600			
131	RECEPTION DESK	DSS 9006	1390*790*1035MM (WDH)	34000	Double Curved - 2410*1065*1035MM, (WDH)	69800	Triple Curved - 2800*1430*1035MM (WDH)	104200	
132	RECEPTION DESK With MDU	DSS 9007	1800*600*1050MM (WDH)	28200					
133	RECEPTION DESK	DSS 9008	1800*860*1100 mm (WDH)	33600					
134	RECEPTION DESK IN VENEER	DSS 9009	1200*600*750/1050(H)MM (WDH)	27225					






135	RECEPTION DESK	DSS 9010	2400*600*750/1050MM(WDH)	84105	1800*600*750/1050MM(WDH)	77176			
136	RECEPTION DESK WITH COMMERCIAL BOA	DSS 9011	1200*600*750/1050MM (WDH)	27450					
137	RECEPTION DESK	DSS 9012	1200*600*750/1050MM (WDH)	27450					
COLLOQUIUM SERIES - CONFERENCE DESK									
138	CONFERENCE DESK	DCS 9501	2400*1200*750MM, (WDH)	43800	3600*1500*750MM,(WDH)	69000	5400*1500*750MM, (WDH)	69400	
139	CONFERENCE DESK	DCS 9502	1800*1050*750MM (WDH)	25000					
140	CONFERENCE DESK	DCS 9503	3000*2400*750MM, (WDH)	52000					
141	CONFERENCE DESK	DCS 9504	2400*1200*750MM, (WDH)	24100	1800*900*750MM (WDH)	19200			








142	CONFERENCE DESK	DCS 9505	3600*1200*750MM,(WDH)	64520	3000*1200*750MM, (WDH)	60680	2400*1200*750MM (WDH)	38680	
143	CONFERENCE DESK	DCS 9506	2100*600*750MM (WDH)	13332					
144			1800*600*750MM (WDH)	13346					
145			1500*600*750MM (WDH)	12572					
146			1200*600*750MM (WDH)	11060					
147			900*600*750MM (WDH)	9972					
148			600*600*750MM (WDH)	8432					
149	CONFERENCE DESK	DCS 9507	7800*1800*750MM,(WDH)	120840	6300*1800*750MM,(WDH)	98300			
150	CONFERENCE DESK	DCS 9508	2400*1500*750MM,(WDH)	118126					
151	CONFERENCE DESK	DCS 9509	3500*1400*760MM,(WDH)	52100					
152	CONFERENCE DESK	DCS 9510	2400*1200*760MM,(WDH)	21120					







153	CONFERENCE DESK	DCS 9511	2100*900*750MM,(WDH)	27612					
154	CONFERENCE DESK	DCS 9512	4200*1200*750MM,(WDH)	72450	3600*1200*750MM,(WDH)	60048	3600*1200*750MM,(WDH)	55180	
155	CONFERENCE DESK		2400*1200*750MM,(WDH)	48038	2100*1200*750MM,(WDH)	43520			
156	CONFERENCE DESK	DCS 9514	4000*1600*760MM,(WDH)	57375					
157	CONFERENCE DESK	DCS 9515	3000*1200*760MM,(WDH)	50625					
158	CONFERENCE DESK	DCS 9516 VENEER	3600*1500*750MM,(WDH)	118912.5	3000*1200*750MM,(WDH)	83475	2400*1200*750MM,(WDH)	64244	
159	CONFERENCE DESK	DCS 9517	2400*1200*750MM,(WDH)	52000	1800*1050*750MM,(WDH)	47400			







160	CONFERENCE DESK	DCS 9518	2400*1200*750MM, (WDH)	39000	1800*1050*750MM, (WDH)	32800			
161	CONFERENCE DESK VENEER	DCS 9519 VENEER	2400*1200*750MM, (WDH)	86760	3600*1500*750MM, (WDH)	160763	4200*1500*750MM, (WDH)	185310	
162	CONFERENCE DESK	DCS 9520	2400*1200*750MM, (WDH) 1800X1200X750MM	46300	b) 3600*1200*750MM	79600	C) 5400*1200*750MM	114000	
163	CONFERENCE DESK	DCS 9521 VENEER	1200*1200*750MM, (WDH)	50288	in prelaminated board	24000			
164	CONFERENCE DESK BASE IN PARTICLE BOARD AND TOP IN MDF	DCS 9522	6000*3000*750MM, (WDH)	114300					
165	CONFERENCE DESK	DCS 9523	2400*1200*750MM, (WDH)	24000					
166	CONFERENCE DESK	DCS 9524 VENEER	2400*1500*750MM, (WDH)	87840	3600*1800*750MM, (WDH)	164700	4800*1800*750MM, (WDH)	192150	






167	CONFERENCE DESK	DCS 9525	1800*1050*750MM,	57712	3600*1800*750MM,	124470			
168	CONFERENCE DESK IN PARTICLE BOARD	DCS 9526	1050 DIA *750MM,	10460	900 DIA *750MM,	8944			
169	CONFERENCE DESK	DCS 9527	1050 DIA *750MM,	30000	901 DIA *750MM,	21465			
170	CONFERENCE DESK	DCS 9528	3600*1200*750MM, (WDH)	308600	5400*1500*750MM, (WDH)	578655			
INSTITUTIONAL 2020 NEW									
FLEXI SERIES- MODULAR DESKS									
171	MODULAR DESK - FOR 4 PERSONS	DFS 7001	3000*1500*750/1050MM (WDH)	69600					
172	MODULAR DESK - FOR 4 PERSONS	DFS 7002	3000*2400*1200MM (WDH)	156000					
173	MODULAR DESK - FOR 4 PERSONS	DFS 7003	6240*1560*1200MM (WDH)	212850					








174	MODULAR DESK - FOR 4 PERSONS	DFS 7004	2400*1200*750/1050MM(WDH)	69140					
175	MODULAR DESK - FOR 4 PERSONS	DFS 7005	2520*1260*1200MM (WDH)	86800					
176	MODULAR DESKS	DFS 7006	1200*660*1200MM, (WDH)	25562					
177	MODULAR DESKS	DFS 7007	2400*660*1200MM (WDH)	49260					
178	MODULAR DESKS	DFS 7008	1260*660*1200MM (WDH)	42480					
179	MODULAR DESKS	DFS 7009	2550*675*1200MM (WDH)	58000					
180	MODULAR DESKS	DFS 7010	1560*1560*1200MM (WDH)	48800					








181	MODULAR DESKS	DFS 7011	1350*1350*1200MM (WDH)	31040					
182	MODULAR DESKS	DFS 7012	3150*1550*1200MM (WDH)	142400					
183	MODULAR DESKS	DFS 7013	2400*1200*750\1050MM(WDH)	36236					
184	MODULAR DESKS	DFS 7014	1800*950*750/1200MM (WDH)	29130					
185	MODULAR DESKS	DFS 7015	1200(W)*1200(D)*750MM(H)	18670					
186	MODULAR DESKS	DFS 7016	3060*2160*1200MM (WDH)	130860					
187	MODULAR DESKS	DFS 7017	FULL HIGHT PARTATION PER SQ.FT.	1100					








188	MODULAR DESKS	DFS 7018	2580x660x1200mm (WDH)	75000					
189	MODULAR DESKS	DFS 7019	2550x1560x1200mm (WDH)	101900					
190	MODULAR DESKS	DFS 7020	3060x1560x1200mm (WDH)	85200					
191	MODULAR DESKS	DFS 7021	3060x3060x1200 mm (WDH)	136650					
ACADEMIC SERIES - STUDENT DESKS									
192	STUDENT DESK	DAS 8501	Two Seater Student Desk, CRCA Powder Coated, Pipe Frame, PLPB Writing Top, Wooden Seat Back With Tip-Up Seat, Top Size - 465mm X 305mm X 18mm, Desk Size : 1090mm(L) X 850mm (H)	42460					
193	STUDENT DESK - FRONT MODULE	DAS 8502	1045(W)*520(D)*900(H) MM2 Seater Student Desk, Powder Coated Frame, PLPB Edge Banded Top, Seat, Back, Modesty, Sides.	10486					
194	STUDENT DESK - MIDDLE MODULE		1045(W)*810(D)*900(H) MM2 Seater Student Desk, Powder Coated Frame, PLPB Edge Banded Top, Seat, Back, Modesty, sides.	15340					








195	STUDENT DESK - REAR MODULE		1045(W)*670(D)*900(H) MM 2 Seater Student Desk, Powder Coated Frame, PLPB Edge Banded Top, Seat, Back, Modesty, Sides.	15760					
196	STUDENT DESK	DAS 8503	1500*500*750MM (WDH)	13406	1350(W)*500(D)*750(H) MM	12570	1000(W)*500(D)*750(H) MM	10636	
197	STUDENT DESK	DAS 8504	1200x500x750mm (WDH)	14130	1800x500x750mm ht	19460			
198	STUDENT DESK	DAS 8505	1000*900*750MM (WDH)	10758					
199	STUDENT DESK	DAS 8506	1000*900*750MM (WDH)	10364					
200	STUDENT DESK	DAS 8507	1000*600*750MM (WDH)	10364	1500*900*750MM (WDH)	15086			
201	STUDENT DESK	DAS 8508	1200*400*750MM (WDH)	7240	1350*525*750MM	10120	1600*600*750MM	11444	








202	STUDENT DESK- FRONT MODULE	DAS 8509	1800(W)*450(D)*750(H) MM	8147					
203	STUDENT DESK- MIDDLE MODULE		1800(W)*450(D)*750(H) MM	34600					
204	STUDENT DESK- REAR MODULE		1800(W)*450(D)*750(H) MM	27150					
205	STUDENT DESK	DAS 8510	1200*400*750MM (WDH)	7500	1350*525*750MM (WDH)	10486	1600*600*750MM (WDH)	11850	
206	STUDENT DESK	DAS 8511	1000*900*750MM (WDH)	11424					
207	STUDENT DESK	DAS 8512	1050*900*750MM (WDH)	11312					
208	STUDENT DESK	DAS 8513	1150*850*730MM (WDH)	13228					








209	STUDENT DESK	DAS 8514	1200*400*750-780MM (WDH)	17600					
210	STUDENT DESK	DAS 8515	600*400*750MM (WDH)	8910					
211	STUDENT DESK	DAS 8516	FRONT - 1000(W)*560(D)*785(H) MM	22900	MIDDLE - 1000(W)*950(D)*785(H) MM		BACK - 1000(W)*600(D)*785(H) MM		
212	STUDENT DESK	DAS 8517	1000*900*750MM (WDH)	8932					
213	STUDENT DESK	DAS 8518	1200*700*750MM (WDH)	10828					
214	STUDENT DESK	DAS 8519	1200*400*750MM (WDH)	12400					
215	STUDENT DESK	DAS 8520	1000*650*750/1050MM (WDH)	10400	1200*650*750/1050MM (WDH)	11884			








216	STUDENT DESK	DAS 8521	1200*1200*450MM (WDH)	22860	SET				
217	STUDENT DESK	DAS 8522	Single Table Size- 750*550*550MM Full Table Size- 750*550*550MM	33200	SET				
218	STUDENT DESK	DAS 8523	1200*560*560MM (WDH)	19980	SET				
<u>KNOWLEDGE SERIES - LIBRARY RACKS</u>									
219	LIBRARY RACK	DKS 2501	965 (W) * 560(D) * 2285 (H)	39082					
220	LIBRARY RACK	DKS 2502	965(W) * 560(D) * 2285 (H)	38132					
221	LIBRARY RACK	DKS 2503	965(W) * 560(D) * 2285(H)	40910					
222	LIBRARY RACK	DKS 2504	965(W) * 560(D) * 2285(H)	41790					








223	LIBRARY RACK	DKS 2505	965(W) * 560(D) * 2285(H)	43050					
224	LIBRARY RACK	DKS 2506	965(W) * 560(D) * 2285(H)	39378					
225	LIBRARY RACK	DKS 2507	1875(W)*560(D) *2285MM(H)28 SHELF.	62032					
226	LIBRARY RACK	DKS 2508	965(W)*316(D)*2275MM(H) 7 SHELF	23000			1890(W)*316(D)*2275MM(H) 7 SHELF	36590	
227	LIBRARY RACK	DKS 2509	900(W) * 450(D) * 1800(H)	19026					
228	DISPLAY RACK	DKS 2510	900*380*1900MM	24724					
229	DISPLAY RACK	DKS 2511	900*400*1890MM	33622					








23-0	DISPLAY RACK	DKS 2512	1900*900*350MM	19536					
231	LIBRARY RACK	DKS 2513	900(W) * 300(D) * 1890(H)	15398					
232	DISPLAY RACK	DKS 2514	600(W)*300(D)*900MM(H)	5800					
233	NEWS PAPER READING STAND	DKS 2515	950(W)*925(D)*1350MM(H)	9200					
234	NEWS PAPER READING STAND	DKS 2516	950(W)*945(D)*1365MM(H)	10300					
235	PODIUM	DKS 2519	600(W)*500(D)*1150MM(H)	13000					
236	PODIUM	DKS 2520	600(W)*500(D)*1150MM(H)	8200					








237	PODIUM	DKS 2521	750W)*500(D)*1150MM(H)	13400					
STORAGE SERIES - PREMIUM STORAGE									
238	PREMIUM STORAGE - LIBRARY CABINET CUM ALMIRAH	DSS 5501	900X400X1800H	23774					
239	PREMIUM STORAGE - LIBRARY CABINET	DSS 5502	900X400X1800H	24124					
240	PREMIUM STORAGE - SLIDING DOOR UNIT.	DSS 5503	900X400X1800H	23642					
241	PREMIUM STORAGE - LIBRARY CABINET CUM ALMIRAH WITH DRAWER.	DSS 5504	900X400X1800H	28582					
242	PREMIUM STORAGE- ALMIRAH	DSS 5505	915X480X1980H	30190					
243	PREMIUM STORAGE - ADDON UNIT	DSS 5506	Main Unit -1000*520*2100mm Add-on Unit 1000*520*650mm	113008					








244	PREMIUM STORAGE ALMIRAH	DSS 5507	900X400X1800H	25226					
245	PREMIUM STORAGE - LIBRARY CABINET	DSS 5508	900X400X1800H	24866					
246	PREMIUM STORAGE - ADDON UNIT.	DSS 5509	Main Unit -1000*520*2100mm Add-on Unit 1000*520*650mm	113008					
247	DELUXE STORAGE - PLPB.	DSS 5510	900*450*2100MM	21312					
248	DELUXE STORAGE - PLPB.	DSS 5511	900*450*2100MM	24780					
249	DELUXE STORAGE - PLPB.	DSS 5512	800*400*2100MM	29200					
250	DELUXE STORAGE - CRCA WITH SLIDING.	DSS 5513	800*400*2100MM	30186					








251	DELUXE STORAGE - BOOKCASE - 4 DOOR	DSS 5514	838(W) * 305(D) *1675(H) *	20716	SICSER TYPE FLAT EDGE				
252	DELUXE STORAGE - BOOKCASE - 2 DOOR	DSS 5515	838(W) * 305(D) *915(H) *	16658	SICSER TYPE FLAT EDGE				
253	DELUXE STORAGE - BOOKCASE - 4 DOOR	DSS 5516	838(W) * 305(D) *1675(H) *	21208	Delite Stdn				
254	DELUXE STORAGE - BOOKCASE - 2 DOOR	DSS 5517	838(W) * 305(D) *915(H) *	15156					
255	DELUXE STORAGE - BOOKCASE - 4 DOOR	DSS 5518	838(W) * 305(D) *1675(H) *	23356					
256	DELUXE STORAGE - BOOKCASE - 2 DOOR	DSS 5519	838(W) * 305(D) *915(H) *	15136					
257	DELUXE STORAGE - LIBRARY CABINET	DSS 5520	915(W) * 480(D)* 1980(H)	28172					








258	DELUXE STORAGE - LIBRARY CABINET WITH WOODEN TOP.	DSS 5521	900(W) * 500(D) * 1350(H)	21248					
259	DELUXE STORAGE - STEEL ALMIRAH	DSS 5522	915(W)*480(D)*1980(H)	27024					
260	DELUXE STORAGE - STEEL ALMIRAH	DSS 5523	750(W) * 430(D)*1270(H) *	19300					
261	DELUXE STORAGE - STEEL ALMIRAH WITH LOCKER	DSS 5523A	750(W) * 430(D)*1270(H) *	21230					
262	DELUXE STORAGE - STEEL ALMIRAH WITH WOODEN DOOR.	DSS 5524	915(W)*480(D)*1980(H)	25248					
263	DELUXE STORAGE - STEEL ALMIRAH WITH LOCKER	DSS 5525	915(W)*480(D)*1980(H)	28994					
264	DELUXE STORAGE - SLIDING DOOR CABINET - GLASS DOOR	DSS 5526	915(W)*480(D)*1980(H)	21952					








272	STORAGE SERIES Open Rack With 3 shelves	DSS 5532 A	915(W) * 380(D)*750(H)	7088	915(W) * 450(D)*750(H)	7426			
273	STORAGE SERIES Open Type With 5 shelves	DSS 5532 B	915(W) * 380(D)*1830(H)	7966	915(W) * 450(D)*1830(H)	8776			
274	STORAGE SERIES Open Type With 6 shelves	DSS 5532 C	915(W) * 380(D)*2130(H)	9450	915(W) * 450(D)*2130(H)	10304			
275	STORAGE SERIES Open Type With 7 shelves	DSS 5532 D	915(W) * 380(D)*2440(H)	12684	915(W) * 450(D)*2440(H)	13320			
276	STORAGE SERIES Closed Rack With 3 shelves	DSS 5532 E	915(W) * 380(D)*750(H)	9270	915(W) * 450(D)*750(H)	9676			
277	STORAGE SERIES Closed Type With 5 shelves	DSS 5532 F	915(W) * 380(D)*1830(H)	12400	915(W) * 450(D)*1830(H)	13830			
278	STORAGE SERIES Closed Type With 6 shelves	DSS 5532 G	915(W) * 380(D)*2130(H)	15870	915(W) * 450(D)*2130(H)	17528			








279	STORAGE SERIES Closed Type With 7 shelves	DSS 5532 H	915(W) * 380(D)*2440(H)	17000	915(W) * 450(D)*2440(H)	21000			
LOCKER SERIES-DELUXE STORAGE									
280	LOCKER SERIES (DELUXE STORAGE)	DLSX 1001	380(W) * 450(D)*1800(H)	14482					
281	LOCKER SERIES (DELUXE STORAGE)	DLSX 1002	400(W) *450(D)*1800(H)	14222					
282	LOCKER SERIES (DELUXE STORAGE)	DLSX 1003	380(W) * 450(D)*1800(H)	14686					
283	LOCKER SERIES (DELUXE STORAGE)	DLSX 1004	385(W) * 480(D)*1855(H)	17536					
284	LOCKER SERIES (DELUXE STORAGE)	DLSX 1005	385(W) * 480(D)*1855(H)	15138					
285	LOCKER SERIES (DELUXE STORAGE))	DLSX 1006	900(W) * 480(D)*1980(H)	37190					








286	LOCKER SERIES (DELUXE STORAGE)	DLSX 1007	900(W) * 480(D)*1800(H)	31876					
287	LOCKER SERIES (DELUXE STORAGE)	DLSX 1008	915(W) * 480(D)*1980(H)	30142					
288	LOCKER SERIES (DELUXE STORAGE)	DLSX 1009	915(W) * 480(D)*1980(H)	34440					
289	LOCKER SERIES (DELUXE STORAGE)	DLSX 1010	915(W) * 480(D)*1980(H)	33428					
290	LOCKER SERIES (DELUXE STORAGE)	DLSX 1011	915(W) * 480(D)*1980(H)	30372					
291	LOCKER SERIES (DELUXE STORAGE) - (PLPB) LOCKER	DLSX 1012	800(W) * 450(D)* 1800(H)	25940					
FILLING SERIES - STORAGE UNIT									
292	FILLING CABINET 2 DRAWER -DELUXE	DFS 3001	460(W) * 620(D)*700(H)	12594					








293	FILLING CABINET 3 DRAWER -DELUXE	DFS 3002	460(W) * 620(D)*1000(H)	17548					
294	FILLING CABINET 4 DRAWER -DELUXE	DFS 3003	460(W) * 620(D)*1314(H)	21896					
295	FILLING CABINET 7 DRAWER -DELUXE	DFS 3004	400(W) * 620(D)*1350(H)	29558					
296	FILLING CABINET 10 DRAWER -DELUXE	DFS 3005	380(W) * 620(D)*1450(H)	34404					
297	PLAN FILLING CABINET 6 DRAWERS DELUXE	DFS 3006	1200(W) * 840(D)*940(H)	62832					
298	FILLING CABINET - PREMIUM : 3 DRAWERS WITH 2 OPEN COMPARTMENT.	DFS 3007	900(W) * 450(D)*1800(H)	33112					
299	FILLING CABINET - PREMIUM 4 DRAWER	DFS 3008	450(W) * 600(D)*1330(H)	24776					








300	FILLING CABINET - PREMIUM 3 DRAWER	DFS 3009	450(W) * 600(D)*1030(H)	19668					
301	FILLING CABINET - PREMIUM 2 DRAWER	DFS 3010	450(W) * 600(D)*730(H)	14464					
302	FILLING CABINET - PREMIUM 2 DRAWER	DFSP 3011	450(W) * 600(D)*730(H)	13564					
303	FILLING CABINET - PREMIUM 3 DRAWER	DFSP 3012	450(W) * 600(D)*1030(H)	18860					
304	FILLING CABINET - PREMIUM 4 DRAWER	DFSP 3013	450(W) * 600(D)*1330(H)	24000					
305	LATERAL FILLING CABINET - PREMIUM WITH 4 DRAWER	DFSP 3014	900(W) * 450(D)*1330(H)	28048	POT HOLDER -900(W) * 450(D)*200(H)	4600			
306	LATERAL FILLING CABINET - PREMIUM WITH 3 DRAWER	DFSP 3015	900(W) * 450(D)*1030(H)	22424	POT HOLDER -900(W) * 450(D)*200(H)	4600			








307	LATERAL FILLING CABINET - PREMIUM WITH 2 DRAWER	DFSP 3016	900(W) * 450(D)*730(H)	17670	POT HOLDER -900(W) * 450(D)*200(H)	4600			
308	LATERAL FILLING CABINET - PREMIUM WITH 1 DRAWER WITH CUSHION TOP.	DFSP 3017	900(W) * 450(D)*450(H)	13510					
309	FILLING CABINET - PREMIUM 4 DRAWER VERTICLE	DFSP 3018	400(W) * 600(D)*1300(H)	17382					
STORAGE DRAWERS									
310	DRAWER UNIT - PREMIUM STORAGE WITH MOVABLE.	DDP 4001	1000(W) * 500(D)*650(H)	17298					
311	DRAWER PREMIUM STORAGE WITH SLIDING STORAGE AND DRWERS AND MOVABLE.	DDP 4002	1000(W) * 500(D)*650(H)	20022					
312	3 DRAWER PREMIUM STORAGE	DDP 4003	380(W) * 500(D)*570(H)	11978					
313	3 DRAWER UNIT - PREMIUM	DDP 4004	380(W) * 500(D)*490(H)	11162					








314	3 DRAWER PREMIUM	DDP 4005	380(W) * 500(D) * 490(H)	11582					
315	3 DRAWER SERIES PREMIUM	DDP 4006	380(W) * 550(D) * 500(H)	11724					
316	3 DRAWER SERIES PREMIUM	DDP 4007	380(W) * 550(D) * 500(H)	11396					
317	3 DRAWER SERIES PREMIUM	DDP 4008	550(W) * 380(D) * 500(H)MM	11496					
318	3 DRAWER SERIES DELUXE - PLPB	DDX 4009	450(W) * 450(D) * 710(H)MM	10080					
319	3 DRAWER SERIES PREMIUM	DDX 4010	400(W) * 500(D) * 580(H)MM	12128					
320	3 DRAWER SERIES - PLPB	DDX 4011	400(W) * 500(D) * 600(H)MM	12128					








321	3 DRAWER SERIES - PLPB	DDX 4012	450(W)*450(D)*710(H)MM	9702					
BILLET SERIES - BEDS									
322	BED - SINGLE	DBS 5001	965(W)*2080(L)*840(H)MM	13456					
323	BED - SINGLE	DBS 5002	965(W)*1905(L)*500/900(H)MM	13542					
324	BED - SINGLE	DBS 5003	965(W)*2080(L)*500/900(H)MM	11928					
325	BED - DOUBLE	DBS 5004	1880(W)*2060(L)*430/900(H)MM	24004					
326	BED - SINGLE	DBS 5005	1000*2060*750/950	14360					
327	BED SIDE TABLE		450(W)*450(L)*650(H)MM	8338					








328	BED - SINGLE	DBS 5006	965(W)*2080(L)*450/850(H)MM	13528					
329	BED - DOUBLE	DBS 5007	1950(W)*2080(L)*450/850(H)MM	22856					
330	BED SIDE TABLE		400(W)*450(D)*500(H)MM	8074					
331	BED - SINGLE	DBS 5008	1130(W)*2060(L)*930(H)MM WITH TROLLY	31520	BED WITHOUT TROLLY	21238			
332	BED - DOUBLE	DBS 5009	1880(W)*2060(L)*930(H)MM WITH TROLLY	59532		42400			
333	BED SIDE TABLE		400(W)*450(D)*500(H)MM	7732					
334	BED - DOUBLE WITH MEMBRANE	DBS 5010	2168(W)*2930(D)*1150(H)MM	68876	400(W)*450(D)*550(H) MM	7600			




335	BED - DOUBLE	DBS 5011	2168(W)*2930(D)*1150(H)MM	77816	400(W)*450(D)*550(H) MM	7600			
336	BED - DOUBLE IN PRELAMINATED PARTICLE BOARD	DBS 5012	1560(W)*2060(D)*900(H)MM	44856	400(W)*450(D)*550(H) MM	7600			
337	BED - DOUBLE	DBS 5013	2168(W)*2930(D)*1150(H)MM	68876	400(W)*450(D)*550(H) MM	7600			
338	BED - DOUBLE WITH MEMBRANE	DBS 5014	1870(W)*2060(D)*1130(H)MM	69000	400(W)*450(D)*550(H) MM	7600			
339	BUNK BED	DBS 5015	BED SIZE - 975(W)*2040(D)*2100MM(H)	105246					
340			L.H.S Storage - 600(W)*600(D)*1800MM(H)						
360			R.H.S UPPER - 600(W)*600(D)*1800MM(H)						
341			R.H.S LOWER - 450(W)*600(D)*710MM(H)						
342	BUNK BED	DBS 5016	975(W)*2040(D)*2100MM(H)	27830					
343	BUNK BED	DBS 5017	975(W)*2040(D)*2100MM(H)	23000					

344	BUNK BED	DBS 5018	975(W)*2040(D)*2100MM(H)	23600					
345	BUNK BED	DBS 5019	975(W)*2040(D)*2100MM(H)	23600					
CAFETERIA TABLES									
346	CAFETERIA TABLE WITH SEAT	DCT 3001	1200(W)*1650(D)*750MM(H)	31902					
347	CAFETERIA TABLE WITH SEAT	DCT 3002	1200(W)*1850(D)*750MM(H)	48900					
348	CAFETERIA TABLE	DCT 3003	750(W)*750(D)*750MM(H) TOP PLPB, Base SS 204.	10600					
349	CAFETERIA TABLE	DCT 3004	900(DIA)*750MM(H) TOP PLPB, Base SS 204	11600					
350	CAFETERIA SERIES WITH SS LEGS	DCT 3005	1200*600*750MM, TOP PLPB , Base SS 204	13200					





351	CAFETERIA SERIES WITH SS LEGS WITH GLASS TOP.	DCT 3006	900 D*750H MM	12750					
351	CAFETERIA SERIES DIACAST BASE AND CHROME LEG	DCT 3007	901 D*750H MM	12400					
353	CAFETERIA SERIES WITH SS LEGS	DCT 3008	901 D*750H MM	11200					
354	CAFETERIA SERIES WITH SS LEGS	DCT 3009	902 D*750H MM	8530					
355	CAFETERIA SERIES WITH WOODEN REDUCING LEGS (Table only)	DCT 3010	1050(D)*750(H)MM only table	9600					
CONSOLE SERIES - CENTRE & CORNER TABLES									
356	CENTRE TABLE	DCCT 7001	1200(W)*600(D)*450(H)MM	14866	600(W)*600(D)*450(H)MM	8550			
357	CENTRE TABLE	DCCT 7002	1200(W)*600(D)*450(H)MM	15840	600(W)*600(D)*450(H)MM	7430			

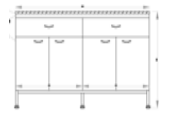


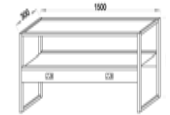
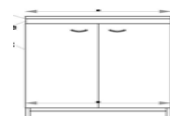
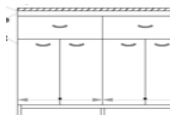
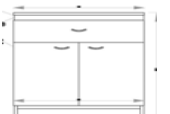
358	CENTRE TABLE	DCCT 7003	1200(W)*600(D)*450(H)MM	32466	600(W)*600(D)*450(H)MM	10800			
359	CENTRE TABLE	DCCT 7004	1200(W)*600(D)*450(H)MM	17022	600(W)*600(D)*450(H)MM	10800			
360	CORNER TABLE	DCCT 7005	600(W)*600(D)*450(H)MM	6386					
361	CENTRE TABLE	DCCT 7006	900(W)*600(D)*450(H)MM	9432					
362	CORNER TABLE	DCCT 7007	500(W)*500(D)*500(H)MM	8556					
363	CORNER TABLE	DCCT 7008	480(W)*480(D)*500(H)MM	9246					
364	CORNER TABLE	DCCT 7009	480(W)*350(D)*630(H)MM	7130					


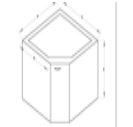







365	CORNER TABLE	DCCT 7010	370WX450DX390H	13000	400WX480DX420H	3800	450WX500DX450H	3300	
366	CORNER TABLE	DCCT 7011	600WX600DX450H	9500	450WX450DX450H	7150			
367	CENTRE TABLE	DCCT 7012	900(W)*600(D)*450(H)MM	7360					
368	CENTRE TABLE	DCCT 7013	1200(W)*600(D)*450(H)MM	9960	600(W)*600(D)*450(H)MM	7200			
369	CENTRE TABLE	DCCT 7014	1200*600*450MM	14340	600(W)*600(D)*450(H)MM	8400			
370	CENTRE TABLE	DCCT 7015	1200*700*550MM	23000	600(W)*600(D)*450(H)MM	17000			
371	CORNER TABLE	DCCT 7017	750(D)*750(H)MM	11034					









372	CONSOLE SERIES	DCCT 7018	1200(W)*600(D)*450(H)MM	11134	900(W)*600(D)*450(H)MM	10400	600(W)*600(D)*450(H)MM	8000	
373	CENTRE TABLE	DCCT 7019	1200(W)*600(D)*450(H)MM	14400					
374	CENTRE TABLE	DCCT 7020	1200(W)*600(D)*450(H)MM	8500	600(W)*600(D)*450(H)MM	6400			








CURRIE SERIES - LAB FURNITURE







375	LAB TABLE WITH REGENT RACK	DLF 9301	3000(W)*750(D)*900(H)MM	114026					
376	LAB TABLE WITH REGENT RACK AND ONE SINK WITH ONE TAP SINGLE WAY.	DLF 9302	2250(W)*1500(D)*900(H)MM RACK - 1500(W)*300(D)*750(H)MM	172384					
377	LAB TABLE WITH REGENT RACK	DLF 9303	2250(W)*1500(D)*900(H)MM RACK - 1500(W)*300(D)*750(H)MM	149692					
378	LAB TABLE	DLF 9304	2400(W)*750(D)*900(H)MM	67180					








379	LAB TABLE	DHLT -1	1500(W)*750(D)*900(H)MM	47010					
380	LAB TABLE	DHLT -1.1	1500(W)*750(D)*900(H)MM	47000					
381	LAB SINK TABLE	DHLTS-1	1500(W)*750(D)*900(H)MM	32298					
382	LAB TABLE	DHLTR -01	1500(W)*300(D)*750(H)MM	15362					
383	LAB SINK TABLE	DHLTS -2	900(W)*750(D)*900(H)MM	22394					
384	LAB TABLE	DHLT -2	1200(W)*750(D)*900(H)MM	43706					
385	LAB TABLE	DHLT -3	900(W)*750(D)*900(H)MM	30070					








386	LAB SINK TABLE	DHLTS -3	750(W)*750(D)*900(H)MM	22126					
387	LAB SINK TABLE	DHLTS -4	900(W)*900*750(D)*900(H)MM	22612					
388	LAB SINK TABLE	DHLTS -05	1500(W)*750(D)*900(H)MM	11408					
389	LAB TABLE	DHLT -05	600(W)*750(D)*900(H)MM	25196					
390	LAB TABLE	DHLT -06	450(W)*750(D)*900(H)MM	23396					
391	LAB TABLE	DHLT -07	750(W)*750(D)*900(H)MM	7844					
SPACE SAVER SERIES - COMPECTOR									
392	SPACE SAVER SERIES	SUMD -01	SFF: 2080(H)*915(W)*508(D) SFM: 2080(H)*915(W) * 508(D) DFM: 2080(H)*915(W)*1016(D)	149402					
393	SPACE SAVER SERIES	DUMD -02	SFF: 2080(H)*1830(W)*508(D) SFM: 2080(H)*1830(W) * 508(D) DFM: 2080(H)*1830(W)*1016(D)	228356					
394	SPACE SAVER SERIES	TUMD -03	SFF: 2080(H)*2745(W)*508(D) SFM: 2080(H)*2745(W) * 508(D) DFM: 2080(H)*2745(W)*1016(D)	307304					


395	SPACE SAVER SERIES	QUMD -04	SFF: 2080(H)*3660(W)*508(D) SFM: 2080(H)*3660(W) * 508(D) DFM: 2080(H)*3660(W)*1016(D)	381064					
LOUNGE SERIES MULTISEATER CHAIRS									
396	MULTISEATER 3 SEATER WITH CHROME LEG AND ARM AND POWDER COATED SEAT	DMS 5101	3Seater - 1765(L)*710(D)*775(H)MM; Seat & back : Powder coated Leg & Arm : Chrome	13230					
397	MULTISEATER 2 SEATER WITH CHROME LEG AND ARM AND POWDER COATED SEAT	DMS 5102	2Seater - 1180(L)*710(D)*775(H)MM Seat & back : Powder coated Leg & Arm : Chrome	11144					
398	MULTISEATER 1 SEATER WITH CHROME LEG AND ARM AND POWDER COATED SEAT	DMS 5102.1	1 Seater - 635(L)*710(D)*775(H)MM	9478					
399	MULTISEATER 3 SEATER WITH POWDER COATED LEG AND ARM	DMS 5103	1765(L)*710(D)*775(H)MM	13400					
400	MULTISEATER 2 SEATER WITH POWDER COATED WTH LEG AND ARM	DMS 5104	1180(L)*710(D)*775(H)MM	11450					
401	MULTISEATER 1 SEATER POWDER COATED LEG AND ARM.	DMS 5104.1	635(L)*710(D)*775(H)MM	9730					
402	MULTISEATER 1 SEATER WITH CHROME LEG AND ARM AND POWDER COATED SEAT	DMS 5105	635(L)*710(D)*775(H)MM	9270					

403	MULTISEATER 1 SEATER WITH POWDER COATED	DMS 5106	635(L)*710(D)*775(H)MM	9470					
404	MULTISEATER 3 SEATER WITH POWDER COATED .	DMS 5107	2Seater - 1180(L)*710(D)*775(H)MM	11144	3Seater - 1775(L)*710(D)*775(H)MM	12800	4 Seater - 2370(L)*710(D)*775 (H)MM	14800	
405	MULTISEATER 3 SEATER WITH CHROME LEG AND ARM AND POWDER COATED SEAT AND BACK.	DMS 5108	1765(L)*710(D)*775(H)MM	14700					
406	MULTISEATER 2 SEATER WITH CHROME LEG AND ARM AND POWDER COATED SEAT AND BACK.	DMS 5109	1180(L)*710(D)*775(H)MM	12500					
407	MULTISEATER 3 SEATER WITH ALUMINIUM LEG AND ARM AND POWDER COATED SEAT AND BACK.	DMS 5110	1 Seater - 635(L)*710(D)*775(H)MM	11556	(DMS 5110)2Seater - 1180(L)*710(D)*775(H)MM	13620	3Seater - 1765(L)*710(D)*775 (H)MM	15650	
408	MULTISEATER 3 SETER IN SS 202 WITH BACK	DMS 5111	1765(L)*710(D)*775(H)MM	20580	MULTISEATER 3 SETER IN SS 304 WITH BACK	38500			
408A	MULTISEATER 3 SEATER WITH BACK IN SS 202 GRADE	DMS 5112	1765X710X775MM	27000					

409	MULTISEATER 3 SEATER WITHOUT BACK IN SS 202 GRADE	DMS 5113	1800(W)*450(D)*500(H)MM	21000					
410	MULTISEATER 4 SEATER WITH POWDER COATED LEG AND ARMS WITH CUSHIONED SEAT AND BACK.	DMS 5114	2325(W)*710(D)*775(H)MM	22778	MULTISEATER 3 SEATER WITH POWDER COATED LEG AND ARM AND POWDER COATED SEAT AND BACK.	18970			
411	OVER HEAD SERIES	DMISC 6601	750(W)*350(D)*750(H)MM	8750	900(W)*350(D)*750(H) MM	10500	1050(W)*350(D)*750(H) MM	12250	
			750(W)*450(D)*750(H)MM	9360	900(W)*450(D)*750(H) MM	11250	1050(W)*450(D)*750(H)MM	13100	
			900(W)*350(D)*900(H)MM	12600	1050(W)*350(D)*900(H) MM	14700	600(W)*350(D)*1200(H)MM	11200	
412			900(W)*450(D)*900(H)MM	13500	1050(W)*450(D)*900(H) MM	15650	600(W)*450(D)*1200(H)MM	12000	
			750(W)*350(D)*1200(H)MM	14000	900(W)*350(D)*1200(H) MM	16800	1050(W)*350(D)*1200(H)MM	19600	
413			750(W)*450(D)*1200(H)MM	15000	900(W)*450(D)*1200(H) MM	18000	1050(W)*450(D)*1200(H)MM	21000	
414	DELITE SHOE RACK - 5 COMPARTMENT	DSR 6601	1700(H) * 650(W) * 125(D)	12050					
415	DELITE SHOE RACK - 4 COMPARTMENT	DSR 6602	1370(H) * 650(W) * 125(D)	10780					
416	DELITE SHOE RACK - 3 COMPARTMENT	DSR 6603	1040(H) * 650(W) * 125(D)	8888					

417	DELITE SHOE RACK - 2 COMPARTMENT	DSR 6604	710(H) * 650(W) * 125(D)	7400					
<u>WARDROBE</u>									
418	SLIMLINE 2 DOOR AFFINITY	DS-1							
			915X480X1980	39086					
			915X560X1980	40676					
			965X560X1980	42262					
			1065X600X1980	45674					
419	Slimline - 2Door Locker	DS-2							
			915X480X1980	36672					
			915X560X1980	38744					
			965X560X1980	40318					
			1065X600X1980	42204					
420	SlimLine 3 Door Showery	DS-3							
			1370X560X1980	60654					
421	Slimline 3 Door Majestic	DS-4							
			1370X560X1980	62666					
422	Wardrobe H1	DS-5							
			915X480X1980	36518					
			915X560X1980	39092					
			965X560X1980	40214					
			1065X600X1980	41998					
423	Wardrobe H	DS-6							
			915X480X1980	32390					
			915X560X1980	34128					
			965X560X1980	34728					

			1065X600X1980	38794					
424	Wardrobe Classic (DS2 Hanging)	DS-7							
			915X480X1980	31998					
			915X560X1980	34268					
			965X560X1980	35198					
			1065X600X1980	38820					
425	Wardrobe Classic (DS4 Hanging)	DS-8							
			915X480X1980	30632					
			915X560X1980	32402					
			965X560X1980	34930					
			1065X600X1980	35782					
426	Wardrobe Centurion	DS-9							
			915X480X1980	37322					
			915X560X1980	38140					
			965X560X1980	39466					
			1065X600X1980	42118					
427	Wardrobe - Gambhir	DS-10							
			915X480X1980	40670					
			915X560X1980	42678					
			965X560X1980	43694					
			1065X600X1980	46556					
428	Wardrobe 2 Door Dressing	DS-11	915X480X1980						
			915X560X1980	46230					
			965X560X1980	47104					
			1065X600X1980	50896					
429	Wardrobe 3 Door Dressing	DS-12	1980*1370*610mm	70592					

430	Wardrobe	DS-13	2000*520*2100mm	58060					
-----	----------	-------	-----------------	-------	--	--	--	--	---

Terms & Conditions :

- 1 Price List is effective from 7th October, 2021 and supersedes all previous price lists.
- 2 GST @ 18% Extra
- 3 If any other Govt. levies same shall be charged extra on actuals
- 4 Installation Charges @ 10% Extra on Modular Partition. Compactors & Laboratory Furniture if total cost exceed 5 lacs than installation is free of cost otherwise charge extra.
- 5 Transportation / Unloading shall be extra on actuals with taxes .
- 6 All orders will be accepted against confirmed P.O. along with technically and commercially detailed order with Advanc Demand Draft / RTGS & Balance Before Delivery.
- 7 Cost of Postforming surface shall be charged 15% Extra in Tables / Workstations
- 8 Our responsibility ceases after the goods leave our premises
- 9 Dimensions & Specifications may change without prior notice due to constant Research & Development
- 10 All disputes are subject to Delhi Jurisdiction
- 11 Our all products carry one year standard warranty against any manufacturing defect
- 12 Slight variation in colour of laminates / powder coating and fabric due to batch difference & continuous enhancement in products








PRICE BID FORMAT

(To be submitted in a Separate Sealed Envelope super-scribed as PRICE BID)

(Kindly provide both the soft copy in Excel format (.xls) & in .PDF format in CD as well as duly signed hard copy)

Sl. No.	Name of item quoted	Item code as per catalogue, if any	Specifications	Indicative Sketch/ Photograph of Furniture (Attach catalogue)	Basic Price	Percentage of Discount offered	Taxes (GST) as applicable	Net FOR price after discount
1	High Back Chair	DEC - 51	High Back Chair having Nylon base, Torsion Bar, Aluminium Back Support, Adjustable - Arms, Handle, Neck Rest and Back Rest.		12,325.00	20%	18%	11634.80
2	Low Back Chair	DEC - 52	Low Back Chair having Nylon base, Torsion Bar, Aluminium Back Support, Adjustable - Arms, Handle, and Back Rest.		11,875.00	20%	18%	11210.00
3	High Back Chair	DEC - 55	High Back Chair having Mesh at the back, Head Rest Detachable, Synchro Tilt Mechanism		7,125.00	20%	18%	6726.00
4	Low Back Chair	DEC - 56	Low Back Chair having Mesh at the back, Synchro Tilt Mechanism		6,600.00	20%	18%	6230.40
5	High Back Chair	DEC - 55a	High Back Chair having Mesh at the back, Head Rest Detachable, Synchro Tilt Mechanism		8,850.00	20%	18%	8354.40
6	Low Back Chair	DEC - 56a	Low Back Chair having Mesh at the back, Synchro Tilt Mechanism		8,400.00	20%	18%	7929.60
7	High Back Chair	DEC - 57	High Back Chair having Aluminium Handle, Torsion Bar, Chrome Base		12,000.00	20%	18%	11328.00
8	Low Back Chair	DEC - 58	Low Back Chair having Aluminium Handle, Torsion Bar, Chrome Base		11,500.00	20%	18%	10856.00

9	High Back Chair	DEC - 59	High Back Chair having Chrome Frame, Torsion Bar, Chrome Base		9,450.00	20%	18%	8920.80
10	Low Back Chair	DEC - 60	Low Back Chair having Chrome Frame, Torsion Bar, Chrome Base		8,925.00	20%	18%	8425.20
11	High Back Chair	DEC - 61	High Back Chair having Nylon Base, Nylon Handle, Torsion Bar		11,700.00	20%	18%	11044.80
12	Low Back Chair	DEC - 62	Low Back Chair having Nylon Base, Nylon Handle, Torsion Bar		11,200.00	20%	18%	10572.80
13	High Back Chair	DEC - 63	High Back Chair having Nylon Base, Nylon Handle, Torsion Bar		11,700.00	20%	18%	11044.80
14	Low Back Chair	DEC - 64	Low Back Chair having Nylon Base, Nylon Handle, Torsion Bar		11,200.00	20%	18%	10572.80
15	Medium Back Chair	DEC - 65	Medium Back Chair having Nylon Base, Nylon Handle, Torsion Bar		10,400.00	20%	18%	9817.60
16	High Back Chair	DEC- 75	High Back Tip Down Chair having PU leathrite, PP Metallic handle & Base, Torsion Bar		10,000.00	20%	18%	9440.00
17	Low Back Chair	DEC - 76	Low Back Tip Down Chair having PU leathrite, PP Metallic handle & Base, Torsion Bar		9,500.00	20%	18%	8968.00
18	High Back Chair	DEC - 77	High Back Chair having Chrome Base, chrome Handle with leatherite,		9,000.00	20%	18%	8496.00











19	Low Back Chair	DEC - 78	Low Back Chair having Chrome Base, chrome Handle with leatherite,		8,550.00	20%	18%	8071.20
20	Visitor Chair	DVC - 79	Visitor Chair having Chrome Base, chrome Handle having leatherite,		6,750.00	20%	18%	6372.00
21	High Back Chair	DEC - 5501	High Back Revolving Chair Overall Size: 730Wx500Dmm Back Size: 540Wx730Hmm Seat Size: 560Wx470Dmm Height of Seat from Floor Level: Min.480mm / Max.550mm Height of Back from Floor Level: Min.1160mm / Max.1250mm Frame is made out of 15mm hot pressed ply with 38 mm 28 density foam in back & 38mm 40 density foam in seat with 25 mm softy foam stitched with leathrite upholstery in both seat & back , torsion bar mechanism, Nylon Arms & Nylon Base with 5 no's of pronge		11,800.00	20%	18%	11139.20
22	Medium Back Chair	DEC - 5502	Mid Back Revolving Chair Overall Size: 730Wx500Dmm Back Size: 540Wx640Hmm Seat Size: 560Wx470Dmm Height of Seat from Floor Level: Min.480mm / Max.550mm Height of Back from Floor Level: Min.1050mm / Max.1140mm Chair frame is made out of 15mm hot pressed ply with 38 mm 28 density foam in back & 38mm 40 density foam in seat with 25 mm softy foam		11,340.00	20%	18%	10704.96
23	High Back Chair	DEC - 5503	Chair frame is made out of 15mm hot pressed ply with 50 mm 28 density foam in back & 50mm 40 density foam in seat with 38 mm softy foam on it. Leatherite upholstery torsion bar mechanism, Nylon Arms & Nylon Base with 5 no's of pronged wheels.		11,800.00	20%	18%	11139.20
24	Medium Back Chair	DEC - 5504	Chair frame is made out of 15mm hot pressed ply with 50 mm 28 density foam in back & 50mm 40 density foam in seat with 38 mm softy foam on it. Leatherite upholstery torsion bar mechanism, Nylon Arms & Nylon Base with 5 no's of pronged wheels.		11,340.00	20%	18%	10704.96
25	High Back Chair	DEC - 5505	Chair frame is made out of 15mm hot pressed ply with 50 mm 28 density foam in back & 50mm 40 density foam in seat with 12 mm softy foam on it. leathrite upholstery ,torsion bar mechanism, Nylon Arms & Nylon Base with 5 no's of pronged wheels.		11,800.00	20%	18%	11139.20











26	High Back Chair	DEC - 5506	Chair frame is made out of 15mm hot pressed ply with 50 mm 28 density foam in back & 50mm 40 density foam in seat with 12 mm softy foam on it. leathrite upholstery ,torsion bar mechanism, Nylon Arms & Nylon Base with 5 no's of		11,340.00	20%	18%	10704.96
27	High Back Chair	DEC - 5507	Chair frame is made out of 15mm hot pressed ply with 50 mm 28 density foam in back & 50mm 40 density foam in seat with 12 mm softy foam on it. leathrite upholstery ,torsion bar mechanism, Nylon Arms & Nylon Base with 5 no's of pronged wheels.		11,800.00	20%	18%	11139.20
28	Medium Back Chair	DEC - 5508	Chair frame is made out of 15mm hot pressed ply with 50 mm 28 density foam in back & 50mm 40 density foam in seat with 12 mm softy foam on it. leathrite upholstery ,torsion bar mechanism, Nylon Arms & Nylon Base with 5 no's of pronged wheels.		11,340.00	20%	18%	10704.96
29	Medium Back Chair	DEC - 5509	Chair frame is made out of 15mm hot pressed ply with 50 mm 28 density foam in back & 50mm 40 density foam in seat with 12 mm softy foam on it. leathrite upholstery ,torsion bar mechanism, Nylon Arms & Nylon Base with 5 no's of		11,800.00	20%	18%	11139.20
30	Medium Back Chair	DEC - 5510	Chair frame is made out of 15mm hot pressed ply with 50 mm 28 density foam in back & 50mm 40 density foam in seat with 12 mm softy foam on it. leathrite upholstery ,torsion bar mechanism, Nylon Arms & Nylon Base with 5 no's of pronged wheels.		11,340.00	20%	18%	10704.96
31	High Back Chair	DEC - 5511	The Chair frame is made out of 15mm hot pressed ply with 38 mm 28 density foam in back & 38mm 40 density foam in seat with 25 mm softy foam stitched with leathrite upholstery in both seat & back. The chair also comprises of the		11,800.00	20%	18%	11139.20
32	High Back Chair	DEC - 5512	Chair frame is made out of 15mm hot pressed ply with 50 mm 28 density foam in back & 50mm 40 density foam in seat with 12 mm softy foam on it. leathrite upholstery ,torsion bar mechanism, Nylon Arms & Nylon Base with 5 no's of pronged wheels.		11,340.00	20%	18%	10704.96
33	High Back Chair	DEC - 5517	High Back Chair,Multi Angle Syncro,Chrome Cushioned, chrome base		12,800.00	20%	18%	12083.20
34	Medium Back Chair	DEC - 5518	Mid Back Chair,Multi Angle Syncro,Chrome Cushioned, chrome base		12,200.00	20%	18%	11516.80
35	Visitor Chair	DEC - 5519	Visitor Chair Arm MS chrome, base MS Chrome		7,200.00	20%	18%	6796.80

36	High Back Chair	DEC - 5520	High Back Chair,Multi Angle Syncro, Arm Nylon Chrome , Nylon chrome base		12,800.00	20%	18%	12083.20
37	Medium Back Chair	DEC - 5521	Mid Back Chair,Multi Angle Syncro, Arm Nylon Chrome , Nylon chrome base		11,800.00	20%	18%	11139.20
38	Low Back Chair	DEC - 5522	Low Back Chair, Mechanism Centre Tilt , PP Arm, Chrome base		7,000.00	20%	18%	6608.00
39	Low Back Chair	DEC - 5523	Low Back Chair, Mechanism Push Back, PP Arm, Chrome base Arm cushioned PP base.		5,850.00	20%	18%	5522.40
40	Low Back Chair	DEC - 5524	Low Back Chair, Mechanism Push Back, PP Arm, PP Base		5,200.00	20%	18%	4908.80
43	High Back Chair	DEC - 5527	High Back Chair, Mechanism Syncro tilt , Adjustable Arm , PP base		8,400.00	20%	18%	7929.60
44	Medium Back Chair	DEC - 5528	Mid Back Chair, Mechanism Syncro tilt , Adjustable Arm , PP base		7,900.00	20%	18%	7457.60
45	High Back Chair	DEC-5651	High back chair with chrome plated nylon handles and base,torsion bar mechanism,fine pu leatherite,gas lift		11,475.00	20%	18%	10832.40
46	Low Back Chair	DEC-5652	Low back chair with chrome plated nylon handles and base,torsion bar mechanism,fine pu leatherite,gas lift.		11,000.00	20%	18%	10384.00

47	High Back Chair	DEC-5653	High back chair with nylon handles and base,torsion bar mechanism,gas lift,fine pu leatherite.		11,250.00	20%	18%	10620.00
48	Low Back Chair	DEC-5654	Low back chair with nylon handles and base,torsion bar mechanism,gas lift,fine pu leatherite.		10,800.00	20%	18%	10195.20
49	High Back Chair	DEC-5655	High back chair with nylon handles and base,torsion bar mechanism,gas lift,fine pu leatherite.		10,125.00	20%	18%	9558.00
50	Low Back Chair	DEC-5656	Low back chair with nylon handles and base,torsion bar mechanism,gas lift,fine pu leatherite.		9,675.00	20%	18%	9133.20
51	High Back Chair	DEC-5657	High back chair with nylon handles and base,torsion bar mechanism,gas lift,fine pu leatherite.		10,125.00	20%	18%	9558.00
52	Low Back Chair	DEC-5658	Low back chair with nylon handles and base,torsion bar mechanism,gas lift,fine pu leatherite		10,125.00	20%	18%	9558.00
53	High Back Chair	DEC-5659	High back chair with cushion chair,aluminium handles,any time locking mechanism,fine pu letherite,gas lift.		11,475.00	20%	18%	10832.40
54	Low Back Chair	DEC-5660	Low back chair with cushion chair,aluminium handles,any time locking mechanism,fine pu letherite,gas lift.		11,000.00	20%	18%	10384.00
55	Medium Back Chair	DEC-5661	Medium back chair with cushion chair,adjustable handles,Chrome base,push back plate,gas lift.		5,975.00	20%	18%	5640.40
56	Medium Back Chair	DEC-5662	Medium back chair with cushion chair,Chrome base and handles,push back plate,gas lift		5,525.00	20%	18%	5215.60

57	Medium Back Chair	DEC-5663	Medium back chair with cushion chair,chrome handles,chrome base,chrome biding on the edges,gas lift.		6,525.00	20%	18%	6159.60
58	High Back Chair	DEC-5664	High back chair with cushion chair, PP handles and Chrome base,inner outer at back,any time locking mechanism		8,890.00	20%	18%	8392.16
59	Low Back Chair	DEC-5665	Low back chair with cushion chair,pp handles and Chrome base,inner outer at back,any time locking mechanism		8,450.00	20%	18%	7976.80
60	High Back Chair	DEC-5666A	High Back chair with cushion chair,nylon handles,Chrome base,back connector in chrome,gas lift,pushback mechanism		7,535.00	20%	18%	7113.04
61	Low Back Chair	DEC-5666	Low Back Chair with Cushion Chair, Nylon handles, Chrome base, back connector in Chrome, gaslift, push back mechanism		6,975.00	20%	18%	6584.40
62	Low Back Chair	DEC-5667	mesh chair,shell at back,nylon handles and Chrome base,push back Mechanism		6,975.00	20%	18%	6584.40
63	Low Back Chair	DEC-5668	Mesh Chair, Shell at Back, Nylon handles and Chrome base, Tilting Mechanism.		5,400.00	20%	18%	5097.60
			PP base		4,725.00	20%	18%	4460.40
64	High Back Chair	DEC-5669	High Back Chair, Neck rest, any time locking mechanism Chrome base		9,675.00	20%	18%	9133.20
65	Low Back Chair	DEC-5670	Low Back Chair, Neck Rest,any time locking mechanism, Chrome base		9,225.00	20%	18%	8708.40
66	Visitor Chair	DVC-5671	Fix Chrome Plated Visitor Chair, PP handles, meshshell at back,suchion seat.		6,075.00	20%	18%	5734.80

67	High Back Chair	DEC-5672	High back chair with nylon handles and base,torsion bar mechanism,gas lift,fine pu leatherite.		10,125.00	20%	18%	9558.00
68	Low Back Chair	DEC-5673	Low back chair with nylon handles and base,torsion bar mechanism,gas lift,fine pu leatherite.		9,675.00	20%	18%	9133.20
69	High Back Chair	DEC-5674	High back chair with nylon handles and base,torsion bar mechanism,gas lift,fine pu leatherite.		11,250.00	20%	18%	10620.00
70	Low Back Chair	DEC-5675	Low back chair with nylon handles and base,torsion bar mechanism,gas lift,fine pu leatherite.		10,800.00	20%	18%	10195.20
71	High Back Chair	DEC-5676	High back chair with nylon handles and base,torsion bar mechanism,gas lift,fine pu leatherite.		11,475.00	20%	18%	10832.40
72	Low Back Chair	DEC-5677	Low back chair with nylon handles and base,torsion bar mechanism,gas lift,fine pu leatherite.		11,025.00	20%	18%	10407.60
73	High Back Chair	DEC-5678	High back cushion chair,pu handles,synchro mechanism,pp base,gas lift.		7,425.00	20%	18%	7009.20
74	Low Back Chair	DEC-5679	Low back cushion chair,pu handles,synchro mechanism,pp base,gas lift.		6,975.00	20%	18%	6584.40
75	Visitor Chair	DEC-5680	Visitor Powder Coating		6,075.00	20%	18%	5734.80
76	High Back Chair	DEC-5681	High back chair cushion chair,pp handles,synchro mechanism,pp Base ,gas lift		7,200.00	20%	18%	6796.80

77	Medium Back Chair	DEC-5682	Medium back chair cushion chair,pp handles,synchro mechanism,pp Base ,gas lift		6,750.00	20%	18%	6372.00
78	Visitor Chair	DVC-5683	visitor powder coating Base		6,075.00	20%	18%	5734.80
79	Visitor Chair	DVC-5685	Chrome plated fix frame visitor chair,chrome handles,fine pu leatherite.		4,050.00	20%	18%	3823.20
80	Visitor Chair	DVC-5686	Chrome plated fix frame visitor chair.		3,375.00	20%	18%	3186.00
81	Visitor Chair	DVC-5687	Chrome plated fix frame visitor chair,chrome handles with pp top,fine pu leatherite.		4,625.00	20%	18%	4366.00
82	Visitor Chair	DVC-5688	Fix Chrome Chair, PP seat and back.		3,150.00	20%	18%	2973.60
83	Visitor Chair	DVC-5689	Fix Chrome Chair, PP seat and back.		3,275.00	20%	18%	3091.60
84	Visitor Chair	DEC-5690	Medium back mesh Chair, PP Arms, Square Pipe		4,600.00	20%	18%	4342.40
85	Visitor Chair	DEC-5691	Medium back mesh Chair, PP Arms, Nylon Base, Gas Lift, Fabric Tapestry		7,875.00	20%	18%	7434.00
86	Medium Back Chair	DEC-5692	Medium back Chair, PP Arms, pp Base, Gas Lift, Fabric Tapestry		5,850.00	20%	18%	5522.40

87	Medium Back Chair	DEC-5693	Medium back mesh Chair, PP Handle, PP Base, Gas Lift, Fabric Tapestry.		4,500.00	20%	18%	4248.00
84	High Back Chair	DEC - 8301(N)	High back chair cushion chair,PUhandles,synchro mechanism, chrome Base ,gas lift		8,200.00	20%	18%	7740.80
85	Low Back Chair	DEC - 8302(N)	Low back chair cushion chair,PUhandles,synchro mechanism, chrome Base ,gas lift		7,650.00	20%	18%	7221.60
86	High Back Chair	DEC - 8401(N)	Net High back & leatherite seat , adj chrome handles, chrome base & knee tilt mechanism		10,500.00	20%	18%	9912.00
87	Low Back Chair	DEC - 8402(N)	Net Low back & leatherite seat , adj chrome handles, chrome base & knee tilt mechanism		10,000.00	20%	18%	9440.00
88	High Back Chair	DEC - 8501(N)	High back chair cushion chair, wooden handles,synchro mechanism, chrome Base ,gas lift		11,000.00	20%	18%	10384.00
89	Low Back Chair	DEC - 8502(N)	Low back chair cushion chair, wooden handles,synchro mechanism, chrome Base ,gas lift		10,500.00	20%	18%	9912.00
90	High Back Chair	DEC - 8601(N)	High back chair cushion chair, wooden handles,synchro mechanism, chrome Base ,gas lift		11,000.00	20%	18%	10384.00
91	Low Back Chair	DEC - 8602(N)	Low back chair cushion chair, wooden handles,synchro mechanism, chrome Base ,gas lift		10,600.00	20%	18%	10006.40
92	High Back Chair	DEC - 8901(N)	Net High back & leatherite seat , PP adj chrome handles, chrome base & synchro knee tilt mechanism		10,500.00	20%	18%	9912.00
93	Low Back Chair	DEC - 8902(N)	Net Low back & leatherite seat , PP adj chrome handles, chrome base & synchro knee tilt mechanism		10,000.00	20%	18%	9440.00

94	Low Back Chair	DEC - 5601			11,000.00	20%	18%	10384.00
95	Low Back Chair	DEC - 5602			10,500.00	20%	18%	9912.00
96	High Back Chair	DEC- 5603	High back chair cushion chair, PU handles,synchro mechanism, PU Base ,gas lift		9,450.00	20%	18%	8920.80
97	Low Back Chair	DEC - 5604	Low back chair cushion chair, PU handles,synchro mechanism, PU Base ,gas lift		9,000.00	20%	18%	8496.00
98	High Back Chair	DEC - 5605	High back chair Leatherite chair, Metallic PP arms,Torison bar mechanism, Metallic Powdercoated Metal Base ,gas lift		11,475.00	20%	18%	10832.40
99	Medium Back Chair	DEC - 5606	Medium back chair Leatherite chair, Metallic PP arms,Torison bar mechanism, Metallic Powdercoated Metal Base ,gas lift		11,000.00	20%	18%	10384.00
100	High Back Chair	DEC - 72	High Back Chair having PU Leatherite, Chrome Frame, Wooden Handles		6,125.00	20%	18%	5782.00
101	Visitor Chair	DVC - 71	Visitor Chair having Fix Chrome Frame, PU Leatherite, Wooden Handles		4,750.00	20%	18%	4484.00
102	Visitor Chair	DVC - 73	Chair having Fix Chrome Frame, PU Leatherite, Wooden Handles		4,750.00	20%	18%	4484.00
103	Visitor Chair	DVC - 74	Low Back Chair having Chrome, PU Leatherite, Fix Frame, PP Handles		5,500.00	20%	18%	5192.00
104	Low Back Chair	DEC - 5513	Low Back Chair having Chrome handle , Leatherite finish,Chrome base		6,400.00	20%	18%	6041.60

105	Visitor Chair	DEC- 5515	Visitor Chair having Chrome handle , Leatherite finish,Chrome base		5,175.00	20%	18%	4885.20
106	Low Back Chair	DEC - 5514	Low Back Chair having Chrome & wooden handle . Leatherite finish,Chrome base , Centre Tilt		8,000.00	20%	18%	7552.00
107	Visitor Chair	DVC- 5516	Visitor Chair having Chrome & wooden handle , Leatherite finish,Chrome base		5,100.00	20%	18%	4814.40
108	Low Back Chair	DEC - 5520Net	Net Low back & leatherite seat , PP arms, PP base & tilting mechanism		5,750.00	20%	18%	5428.00
109	Low Back Chair	DWC- 8102(N)	Low Back Chair having PP arms , Leatherite finish,Chrome base , Push back		6,120.00	20%	18%	5777.28
110	Low Back Chair	DWC - 8103(N)	Low Back Chair having Chrome & wooden handle , Leatherite finish,Chrome base , Centre Tilt		6,750.00	20%	18%	6372.00
111	Low Back Chair	DWC - 8104(N)	Low back chair, PP Arm, PP Base , Gas Lift, Net Back Seat in fabric , & Push back mechanism		7,000.00	20%	18%	6608.00
112	Visitor Chair	DVC - 8201(N)	Visitor chair , Wooden Arms, Pipe Frame , Leatherite		5,225.00	20%	18%	4932.40
113	Medium Back Chair	DWC - 8105(N)	Medium Back Chair having Chrome & wooden handle , Leatherite finish,Chrome base , Centre Tilt		7,500.00	20%	18%	7080.00
114	High Back Chair	DWC - 8106A(N)	High Back Chair having PU Arms , Leatherite finish,Chrome base , Shnchrotilt		7,100.00	20%	18%	6702.40
115	Low Back Chair	DWC - 8106(N)	Low Back Chair having PU Arms , Leatherite finish,Chrome base , Push back		6,780.00	20%	18%	6400.32

116	Medium Back Chair	DWC - 8107(N)	Medium Back Chair having PP Arms , Leatherite finish,PP base , Push back		5,675.00	20%	18%	5357.20
117	Lounge Seating	DVC - 8202(N)	Lounge Seating, with nframe in chrome finish , arms in chrome finish in leatherite finish		5,390.00	20%	18%	5088.16
118	Lobby chair	DVC - 0202	Lobby chair , pipe frame , PU leatherite upholstery		7,750.00	20%	18%	7316.00
119	Medium Back Chair	DWC - 8111(N)	Medium back chair, PP Arm, PP Base , Gas Lift, Net Back Seat in fabric , Synchro knee tilt & Push back mechanism		6,500.00	20%	18%	6136.00
120	Low Back Chair	DWC - 8112(N)	Low back chair, PP Arm, PP Base , Gas Lift, Net Back Seat in fabric , Push back mechanism		5,960.00	20%	18%	5626.24
121	Low Back Chair	DWC - 5607			5,000.00	20%	18%	4720.00
122	Low Back Chair	DWC-5706			5,500.00	20%	18%	5192.00
123	Low Back Chair	DEC - 5608			6,000.00	20%	18%	5664.00
124		DFS-335	Low back Chair		11,340.00	20%	18%	10704.96
125	Low Back Chair	DFS-362	Low Back Chair		11,340.00	20%	18%	10704.96
126	High Back Chair	DEC-5703	High Back chair torsion bar mechanism, Leatherite Tapestry, Aluminium arms & Base , Gaslift		16,800.00	20%	18%	15859.20


127	High Back Chair	DEC-562	Mesh H/B Chair with adjustable back & arms, seat sliders, knee tilt plate, nylon base, alloys wheels,		20,000.00	20%	18%	18880.00
128	Restaurant chair	DBC - 130(N)	Restaurant chair , Pipe Frame, PU Leatherite		4,400.00	20%	18%	4153.60
129	Restaurant chair	DBC - 131(N)	Restaurant chair , Powdercoated Pipe Frame, Chrome plated back ,cushioned seat		3,270.00	20%	18%	3086.88
130	Restaurant chair	DBC-132	Plastic cell chair available in various colours with chrome base		2,550.00	20%	18%	2407.20
130	Restaurant chair	DBC-133	Resturant Chair , without arm, SS pipe frame in chrome finish letheraite tapestry		3,800.00	20%	18%	3587.20
131	Restaurant chair	DBC-134	Lobby chair , pipe frame chrome plated letheraite tapestry		5,175.00	20%	18%	4885.20
132	Wooden Chair	Contempromy Chair	Sleek Wooden chair with cushioned seat and wooden polished back with wooden arms.		7,000.00	20%	18%	6608.00
133	Wooden Chair	Silver Line	Wooden chair with cushioned seat and back without arms.		7,700.00	20%	18%	7268.80
134	Wooden Chair	Moderate chair	Wooden chair with cushioned seat and back with wooden arms.		7,700.00	20%	18%	7268.80
135	Wooden Chair	Comfort	Wooden chair with cushioned seat and carved wooden back with wooden arms.		9,400.00	20%	18%	8873.60

136	Wooden Chair	Elegance	Wooden chair with cushioned seat and back with wooden arms.		9,400.00	20%	18%	8873.60
137	Wooden Chair	Luxury	Wooden chair with Leatherite seat and back with wooden arms.		11,000.00	20%	18%	10384.00
138	Low Back Chair	DWC - 8101(N)	Low back chair, PP Arm, Chrome Base , Chrome ring Gas Lift, with fabric ,		6,725.00	20%	18%	6348.40
139	Bar Stool	BST - 01	Stool having Chrome Base, High Lift, Cushioned Seat		5,500.00	20%	18%	5192.00
140	Bar Stool	BST - 02	Stool having PP Seat & Back, Chrome Base, High Lift		4,625.00	20%	18%	4366.00
141	Bar Stool	ST - 01	Revolving stool ,Base in chrome , Leatherite seat & back		3,600.00	20%	18%	3398.40
142	Bar Stool	ST - 02	Revolving stool ,Base in chrome , Leatherite seat & back		3,600.00	20%	18%	3398.40
143	Bar Stool	ST - 03	Fixed base stool ,Base in chrome , Leatherite seat & back		2,625.00	20%	18%	2478.00
144	Training Chair	DAC-8000 SPL			7,800.00	20%	18%	7363.20
145	Auditorium Chair	OLGA			11,250.00	20%	18%	10620.00

146	Auditorium Chair	VIONA			12,000.00	20%	18%	11328.00
147	Executive Chairs	DEC-1101	PU Arm & Chrome Base with Synchrotilt mechanism		9,984.88	20%	18%	9425.72
148	Executive Chairs	DEC-1102	PU Arm, Chrome Base with Synchrotilt mechanism		9,786.50	20%	18%	9238.46
149	Executive Chairs	DEC-1103	PU Arm, Chrome Base with Synchrotilt mechanism		9,303.50	20%	18%	8782.50
150	Executive Chairs	DEC-2002	PP base, PU Arm with Centre Tilt mechanism		9,389.75	20%	18%	8863.92
151	Executive Chairs	DEC-2003	PP base, PU Arm with Centre Tilt mechanism		8,694.00	20%	18%	8207.14
152	Executive Chairs	DEC-3001	Wooden Base & arm with Swivel Tilt mechanism		12,352.15	20%	18%	11660.43
153	Executive Chairs	DEC-3002	Wooden Base & arm with Swivel Tilt mechanism		11,505.75	20%	18%	10861.43
154	Executive Chairs	DEC-3201	Chrome base Cushioned Arm with Synchrotilt mechanism		10,811.44	20%	18%	10206.00
155	Executive Chairs	DEC-3202	Chrome base Cushioned Arm with Synchrotilt mechanism		10,006.15	20%	18%	9445.81
156	Executive Chairs	DEC-5001	Chrome base / wooden arm with DO Tilt mechanism		10,712.25	20%	18%	10112.36

157	Executive Chairs	DEC-5002	Chrome base / wooden arm with DO Tilt mechanism		10,085.50	20%	18%	9520.71
158	Executive Chairs	DEC-5201	PU Arm, PP Base PU / ABS Seat & back with Synchrotilt mechanism		10,546.94	20%	18%	9956.31
159	Executive Chairs	DEC-5202	PU Arm, PP Base PU / ABS Seat & back with Synchrotilt mechanism		9,166.65	20%	18%	8653.32
160	Executive Chairs	DEC-5203	PP Base PU arm PP Seat & back cover with Push Back		7,441.65	20%	18%	7024.92
161	Executive Chairs	DEC-6201	Cushioned arm,Chrome Base with Synchrotilt mechanism		11,241.25	20%	18%	10611.74
162	Executive Chairs	DEC-6202	Cushioned arm,Chrome Base with Synchrotilt mechanism		10,844.50	20%	18%	10237.21
163	Executive Chairs	DEC-6203	Cushioned arm,Chrome Base with Synchrotilt mechanism		10,414.69	20%	18%	9831.47
164	Executive Chairs	DEC-8202	PU Arm Chrome Base with DO Tilt mechanism		8,199.50	20%	18%	7740.33
165	Executive Chairs	DEC-9201	PU Arm Chrome Base with DO Tilt mechanism		10,150.19	20%	18%	9581.78
166	Executive Chairs	DEC-9202	PU Arm Chrome Base with DO Tilt mechanism		9,588.13	20%	18%	9051.19
167	Executive Chairs	DEC-9220	PU arm PP base with DO Tilt mechanism		10,778.38	20%	18%	10174.79








168	Executive Chairs	DEC-9220	Chrome base Cushioned Arm with DO Tilt mechanism		10,877.56	20%	18%	10268.42
169	Executive Chairs	DEC-9221	PP base PU arm with DO Tilt mechanism		10,183.25	20%	18%	9612.99
170	Executive Chairs	DEC-9221	Chrome base Cushioned Arm with DO Tilt mechanism		10,679.19	20%	18%	10081.15
171	Executive Chairs	DEC-9222	PP base PU arm with DO Tilt mechanism		9,984.88	20%	18%	9425.72
172	Executive Chairs	DEC-9321	Adj. Arm Chrome Base with Synchrotilt mechanism		10,315.50	20%	18%	9737.83
173	Executive Chairs	DEC-9322	Adj. Arm Chrome Base with Synchrotilt mechanism		9,092.19	20%	18%	8583.03
174	Executive Chairs	DEC-9701	PU arm PP base PU Seat & back with Centre Tilt mechanism		7,935.00	20%	18%	7490.64
175	Executive Chairs	DEC-9702	PU arm PP base PU Seat & back with Centre Tilt mechanism		6,612.50	20%	18%	6242.20
176	Executive Chairs	DEC-1001N	Wooden Base & arm with Torsion Bar mechanism		21,755.13	20%	18%	20536.84
177	Executive Chairs	DEC-1002N	Wooden Base & arm with Torsion Bar mechanism		20,763.25	20%	18%	19600.51
178	Executive Chairs	DEC-1003N	PU Arm PP Base with Tilting mechanism		9,819.56	20%	18%	9269.67

179	Executive Chairs	DEC-1004N	PU Arm PP Base with Tilting mechanism	 DEC - 1004 (N)	9,120.65	20%	18%	8609.89
180	Executive Chairs	DEC-1011N	Wooden Base & arm with Torsion Bar mechanism	 DEC - 1011 (N)	20,763.25	20%	18%	19600.51
181	Executive Chairs	DEC-1012N	Wooden Base & arm with Torsion Bar mechanism	 DEC - 1012 (N)	19,771.38	20%	18%	18664.18
182	Executive Chairs	DEC-1032N	Wooden Base ,Cushioned arm with Torsion Bar mechanism	 DEC - 1032 (N)	16,663.50	20%	18%	15730.34
183	Executive Chairs	DEC-1033N	Wooden Base ,Cushioned arm with Torsion Bar mechanism	 DEC - 1033 (N)	16,134.50	20%	18%	15230.97
184	Executive Chairs	DEC-1034N	Wooden Base & arm with DO Tilt mechanism	 DEC - 1034 (N)	12,133.94	20%	18%	11454.44
185	Executive Chairs	DEC-1035N	Wooden Base & arm with DO Tilt mechanism	 DEC - 1035 (N)	11,274.31	20%	18%	10642.95
186	Executive Chairs	DEC-1044N	PU Chrome Arm, Chrome Base with Synchrotilt mechanism,	 DEC - 1044 (N)	10,679.19	20%	18%	10081.15
187	Executive Chairs	DEC-1045N	PU Chrome Arm, Chrome Base with Synchrotilt mechanism,	 DEC - 1045 (N)	10,084.06	20%	18%	9519.36
188	Executive Chairs	DEC-1055N	Alluminium base / Adj arm with Synchrotilt mechanism	 DEC - 1055 (N)	10,877.56	20%	18%	10268.42
189	Executive Chairs	DEC-1056N	Alluminium base / Adj arm with Synchrotilt mechanism	 DEC - 1056 (N)	9,951.81	20%	18%	9394.51

190	Executive Chairs	DEC-1066N	PU arm PP base with DO Tilt mechanism	 DEC - 1066 (N)	8,360.85	20%	18%	7892.64
191	Executive Chairs	DEC-1067N	PU arm PP base with DO Tilt mechanism	 DEC - 1067 (N)	7,901.94	20%	18%	7459.43
192	Executive Chairs	DEC-1066N	Wooden arm & base with DO Tilt mechanism	 DEC - 1066 (N)	9,951.81	20%	18%	9394.51
193	Executive Chairs	DEC-1067N	Wooden arm & base with DO Tilt mechanism	 DEC - 1067 (N)	9,488.94	20%	18%	8957.56
194	Executive Chairs	DEC-1077N	PU arm PP base with DO Tilt mechanism	 DEC - 1077 (N)	9,625.00	20%	18%	9086.00
195	Executive Chairs	DEC-1078N	PU arm PP base with DO Tilt mechanism	 DEC - 1078 (N)	8,280.00	20%	18%	7816.32
196	Executive Chairs	DEC-1088N	Chrome base & Arm with Synchrotilt mechanism	 DEC - 1088 (N)	12,299.25	20%	18%	11610.49
197	Executive Chairs	DEC-1089N	Chrome base & Arm with Synchrotilt mechanism	 DEC - 1089 (N)	11,935.56	20%	18%	11267.17
198	Executive Chairs	DEC-1098N	PP Arm & PP Base with Synchrotilt mechanism	 DEC - 1098 (N)	7,968.06	20%	18%	7521.85
199	Executive Chairs	DEC-1099N	PP Arm & PP Base with Synchrotilt mechanism	 DEC - 1099 (N)	7,372.94	20%	18%	6960.05
200	Executive Chairs	DEC-2004N	Chrome base, Chrome arm with DO Tilt mechanism	 DEC - 2004 (N)	13,820.13	20%	18%	13046.20

201	Executive Chairs	DEC-2005N	Chrome base, Chrome arm with DO Tilt mechanism	 DEC - 2005 (N)	12,960.50	20%	18%	12234.71
202	Executive Chairs	DEC-4002N	Chrome base, chrome arm with DO Tilt mechanism	 DEC - 4002 (N)	12,927.44	20%	18%	12203.50
203	Executive Chairs	DEC-4003N	Chrome base, chrome arm with DO Tilt mechanism	 DEC - 4003 (N)	12,662.94	20%	18%	11953.81
204	Executive Chairs	DEC-4202N	PP Arm, Powder coated base with Synchrotilt mechanism	 DEC - 4202 (N)	9,555.06	20%	18%	9019.98
205	Executive Chairs	DEC-4203N	PP Arm, Powder coated base with Synchrotilt mechanism	 DEC - 4203 (N)	8,959.94	20%	18%	8458.18
206	Executive Chairs	DEC-4204N	PP Arm, Powder coated base with Synchrotilt mechanism	 DEC - 4204 (N)	8,629.31	20%	18%	8146.07
207	Executive Chairs	DEC-6001N	PP Arm, Powder coated base, net with Synchrotilt mechanism	 DEC - 6001 (N)	7,968.06	20%	18%	7521.85
208	Executive Chairs	DEC-6001N	PP Arm, PP base with Synchrotilt mechanism	 DEC - 6002 (N)	7,174.56	20%	18%	6772.79
209	Executive Chairs	DEC-6002N	PP Arm, Powder coated base, net with Synchrotilt mechanism	 DEC - 6001 (N)	7,372.94	20%	18%	6960.05
210	Executive Chairs	DEC-6002N	PP Arm PP base with Synchrotilt mechanism	 DEC - 6002 (N)	6,579.44	20%	18%	6210.99
211	Executive Chairs	DEC-8001N	PP base, Adj. Arm with Synchrotilt mechanism	 DEC - 8001 (N)	7,571.31	20%	18%	7147.32

212	Executive Chairs	DEC-8002N	PP base, Adj. Arm with Synchrotilt mechanism	 DEC-8002 (N)	7,240.69	20%	18%	6835.21
213	Executive Chairs	DEC-9001	PU arm, PP base / PU Seat & Back with Tilting mechanism	 DEC-9001	9,652.50	20%	18%	9111.96
214	Executive Chairs	DEC-9002	PU arm, PP base / PU Seat & Back with Tilting mechanism	 DEC-9002	8,248.50	20%	18%	7786.58
215	Executive Chairs	DEC-9101N	Chrome base / wooden arm, Low Back with Centre Tilt mechanism	 DEC-9101 (N)	5,726.43	20%	18%	5405.75
216	Executive Chairs	DEC-9101N	Chrome base/ wooden arm, High Back with Centre Tilt mechanism	 DEC-9101 (N)	6,057.05	20%	18%	5717.86
217	Executive Chairs	DEC-9103N	Chrome Base /Cushioned arm with Tilting mechanism	 DEC-9103 (N)	5,653.69	20%	18%	5337.08
218	Executive Chairs	DEC-9111N	PU Adj. arm, PP base with Synchrotilt mechanism	 DEC-9111	10,533.71	20%	18%	9943.82
219	Executive Chairs	DEC-9112N	PU Adj. arm, PP base with Synchrotilt mechanism	 DEC-9112	8,364.81	20%	18%	7896.38
220	Executive Chairs	DC-101	PP Arm PP Base with Push Back	 DC-101	5,190.81	20%	18%	4900.13
221	Executive Chairs	DC-102	PP Arm PP Base with Push Back	 DC-102	5,058.56	20%	18%	4775.28
222	Executive Chairs	DC-26 / 31	PU Arm, PP Base with Tilting / Push Back mechanism	 DC-26	7,273.75	20%	18%	6866.42

223	Executive Chairs	DC-27 / 32	PU Arm, PP Base with Tilting / Push Back mechanism	 DC - 27	6,480.25	20%	18%	6117.36
224	Executive Chairs	DC-301	PU Arm, PP Base with Tilting mechanism, PU Seat & Back	 DC - 301	8,596.25	20%	18%	8114.86
225	Executive Chairs	DC-302	PU Arm, PP Base with Tilting mechanism, PU Seat & Back	 DC - 302	7,670.50	20%	18%	7240.95
226	Executive Chairs	DC-601	PU Arm, PP Base with Tilting mechanism	 DC - 601	8,596.25	20%	18%	8114.86
227	Executive Chairs	DC-602	PU Arm, PP Base with Tilting mechanism	 DC - 602	8,199.50	20%	18%	7740.33
228	Executive Chairs	DC-603	PU Arm, PP Base with Tilting mechanism	 DC - 603	7,802.75	20%	18%	7365.80
229	Executive Chairs	DC-604	Powder coated Frame, PU Arm	 DC - 604	6,559.60	20%	18%	6192.26
230	Visitor Chairs	DC-21	Cushioned arm with Chrome Frame	 DC - 21	6,378.75	20%	18%	6021.54
231	Visitor Chairs	DC-23	Chrome frame w/o arms & cushioned seat	 DC - 23	3,660.00	20%	18%	3455.04
232	Visitor Chairs	DC-30	Powder coated Frame with PU arms	 DC - 30	5,025.50	20%	18%	4744.07
233	Visitor Chairs	DC-304	Powder coated Frame, PU Arm, PU Seat & Back	 DC - 304	6,348.00	20%	18%	5992.51

234	Visitor Chairs	DC-51	Powder coated Frame, PU arm	 DC - 51	3,537.69	20%	18%	3339.58
235	Visitor Chairs	DC-51DX	Chrome Frame, Wooden handle	 DC - 51 DX	4,033.63	20%	18%	3807.74
236	Visitor Chairs	DC-52	Powder coated Frame, W/o Arm	 DC - 52	2,975.63	20%	18%	2808.99
237	Visitor Chairs	DVC - 9223	Powder coated Frame PU arm	 DVC - 9223	8,298.69	20%	18%	7833.96
238	Visitor Chairs	DVC-1046N	Powder coated Frame, Wooden Arm	 DVC - 1046 (N)	6,248.81	20%	18%	5898.88
239	Visitor Chairs	DVC-1046N	Chrome Frame, Wooden Arm		6,910.06	20%	18%	6523.10
240	Visitor Chairs	DVC-1104	Chrome Frame	 DVC - 1104	6,978.16	20%	18%	6587.38
241	Visitor Chairs	DVC-4205N	Wooden arm, Powder coated base	 DVC - 4205 (N)	6,050.44	20%	18%	5711.61
242	Visitor Chairs	DVC-4205N	Wooden arm, Chrome base		6,828.41	20%	18%	6446.02
243	Visitor Chairs	DVC-6003N	Powder coated Frame, wooden arms	 DVC - 6003 (N)	3,178.89	20%	18%	3000.87
244	Visitor Chairs	DVC-6003N	Chrome Frame, wooden arms		3,755.90	20%	18%	3545.57

245	Visitor Chairs	DVC-6004N	Powder coated Frame	 DVC - 6004 (N)	2,688.00	20%	18%	2537.47
246	Visitor Chairs	DVC-6004N	Chrome Frame	 DVC - 6004 (N)	3,308.85	20%	18%	3123.55
247	Visitor Chairs	DVC-6204	Cushioned arm, Chrome Base	 DVC - 6204	8,167.50	20%	18%	7710.12
248	Visitor Chairs	DVC-7003	Chrome Frame, Wooden arm	 DVC - 7003	4,562.63	20%	18%	4307.12
249	Visitor Chairs	DVC-8003N	Powder coated Frame, wooden arm	 DVC - 8003 (N)	5,653.69	20%	18%	5337.08
250	Visitor Chairs	DVC-8003N	Chrome Frame, wooden arm	 DVC - 8003 (N)	6,314.94	20%	18%	5961.30
251	Visitor Chairs	DVC-9003	PU arm, Powder coated Frame with PU Seat & Back	 DVC - 9003	6,500.00	20%	18%	6136.00
252	Visitor Chairs	DVC-9104N	Chrome Frame, Wooden arm	 DVC - 9104 (N)	4,099.75	20%	18%	3870.16
253	Visitor Chairs	DVC-9202N	Chrome Frame, Wooden arm	 DVC - 9202 (N)	4,099.75	20%	18%	3870.16
254	Visitor Chairs	DVC-9703	PU arm, Powder coated Frame with PU Seat & Back	 DVC - 9703	5,025.50	20%	18%	4744.07
255	Training Chair	DC-24	Chrome Frame with Writing pad	 DC - 24	5,604.19	20%	18%	5290.35

256	Training Chair	DSC-101	PP Arm & Back, Chrome Frame with cushioned seat		5,400.00	20%	18%	5097.60
257	Training Chair	DSC-102	Cushioned seat & back with Powder coated frame ,full writing pad		4,875.00	20%	18%	4602.00
258	Training Chair	DSC-104	Full Writing pad / PU arm / book tray / Powder coated Frame		4,672.80	20%	18%	4411.12
259	Training Chair	DSC-106(N)	PP arm PP Seat & Back shell, folding writing pad		5,400.00	20%	18%	5097.60
260	Workstation Chair	CF-112	PP Base W/o arm		4875.00	20%	18%	4602.00
261	Workstation Chair	CF-113	PP Base, PU arm		5025.50	20%	18%	4744.07
262	Workstation Chair	CF-212	PP Base W/o arm, PU Seat & Back		5058.56	20%	18%	4775.28
263	Workstation Chair	CF-213	PP Base, PU arm, PU Seat & Back		7065.85	20%	18%	6670.16
264	Workstation Chair	DWC-1101N	PP Base, PP arm, PU Seat, Cushion Back, PP Seat & back cover with Synchrotilt mechanism		6843.94	20%	18%	6460.68
265	Workstation Chair	DWC-1102N	PP Base, PU arm, PP Seat & back cover with Synchrotilt mechanism		7968.06	20%	18%	7521.85
266	Workstation Chair	DWC-1103N	PP Base, PU arm, PP Seat & back cover with Synchrotilt mechanism		7372.94	20%	18%	6960.05

267	Workstation Chair	DWC-1104N	PP Arm base, seat & back cover with Synchrotilt mechanism	 DWC - 1104 (N)	7240.69	20%	18%	6835.21
268	Workstation Chair	DWC-1105N	Adj. PU Arm, PP seat & back cover, PP base with Synchrotilt mechanism	 DWC - 1105 (N)	7571.31	20%	18%	7147.32
269	Workstation Chair	DWC-1106N	PP Arm base, PP seat back cover with Push Back, PU Seat & Back Cushion	 DWC - 1106 (N)	5124.69	20%	18%	4837.71
270	Workstation Chair	DWC-1111	PP Base, PU arm, only revolving	 DWC - 1111	4033.63	20%	18%	3807.74
271	Workstation Chair	DWC-1112	PP Base, PU arm, PP Seat & back cover with Push Back	 DWC - 1112	4628.75	20%	18%	4369.54
272	Workstation Chair	DWC-1200	PP Base, PU arm, PU Seat Back, PP Seat & back cover with Synchrotilt mechanism	 DWC - 1200	7273.75	20%	18%	6866.42
273	Workstation Chair	DWC-1201	PP Base, PU arm, PU Seat Back, PP Seat & back cover with Synchrotilt mechanism	 DWC - 1201	6248.81	20%	18%	5898.88
274	Workstation Chair	DWC-1202	PP Base, PU arm, PU Seat Back, PP Seat & back cover with Push Back	 DWC - 1202	5819.00	20%	18%	5493.14
275	Workstation Chair	DWC-1203	PP Base, PU arm, PU Seat Back, PP Seat & back cover with Push Back	 DWC - 1203	5686.75	20%	18%	5368.29
276	Workstation Chair	DWC-1301N	PP Arm base, seat & back cover	 DWC - 1301 (N)	4218.78	20%	18%	3982.52
277	Workstation Chair	DWC-1302N	PP Base, w/o arm with cushioned seat & back	 DWC - 1302 (N)	3617.04	20%	18%	3414.48

278	Workstation Chair	DWC-1303N	PP Arm base with cushioned seat & back, PP Base		4086.53	20%	18%	3857.68
279	Workstation Chair	DWC-1601	PP Base, PP arm, PP Seat & back cover with Push Back, PU Seat & Back		5290.00	20%	18%	4993.76
280	Workstation Chair	DWC-1602	PP Base, PP arm, PP Seat & back cover with Push Back , PU Seat & Back		5157.75	20%	18%	4868.92
281	Cafeteria Chair	DBC-110 Chrome	Wooden arm / ply wood seat back in Chrome finish		4556.25	20%	18%	4301.10
282	Cafeteria Chair	DBC-110 Powder coated	W/o arm (with pipe) Ply wood seat & back in powder coating finish		3273.75	20%	18%	3090.42
283	Cafeteria Chair	DBC-113	Powder coated Pipe Stand, Perforated		2533.28	20%	18%	2391.41
284	Cafeteria Chair	DBC-113a	Powder coated Frame		3408.00	20%	18%	3217.15
285	Cafeteria Chair	DBC-114Chrome	Chrome Frame / Wood Seat		2830.15	20%	18%	2671.66
286	Cafeteria Chair	DBC-114Powder coated	Powder coated Frame, Cushioned Seat		1838.28	20%	18%	1735.33
287	Cafeteria Chair	DBC-118Chrome	Chrome Frame wooden Seat		3041.75	20%	18%	2871.41
288	Cafeteria Chair	DBC-118Powder coated	Powder coated Frame, Cushioned Seat		2116.00	20%	18%	1997.50

289	Cafeteria Chair	DBC-120N	Chrome Base / Seat Cushioned	 DBC - 120 (N)	5254.00	20%	18%	4959.78
290	Cafeteria Chair	DBC-121N	Chrome Frame / Cushioned seat, wooden back	 DBC - 121 (N)	4741.16	20%	18%	4475.66
291	Cafeteria Chair	DBC-122N	Chrome Frame / Cushioned seat, wooden back	 DBC - 122 (N)	5605.00	20%	18%	5291.12
292	Cafeteria Chair	DBC-123	Chrome Frame / Wood Seat	 DBC - 123	3736.06	20%	18%	3526.84
293	Cafeteria Chair	DBC-124N	Chrome Frame / Wood Seat	 DBC - 124 (N)	2380.50	20%	18%	2247.19
294	Cafeteria Chair	DBC-125N	Chrome Frame / Wood arm, PU Leatherite	 DBC - 125 (N)	4819.00	20%	18%	4549.14
295	Cafeteria Chair	DBC-126N	Chrome Frame / PP seat, w/o arm	 DBC - 126 (N)	2049.88	20%	18%	1935.08
296	Cafeteria Chair	DBC-127N	Chrome Frame / Wooden seat	 DBC - 127 (N)	2446.63	20%	18%	2309.61
297	Cafeteria Chair	DBC-128N	Chrome Frame / Cushioned seat, wooden back	 DBC - 128 (N)	3306.25	20%	18%	3121.10
298	Cafeteria Chair	DBC-129	Chrome Frame, Cushioned Seat	 DBC - 129 (N)	3612.00	20%	18%	3409.73
299	Cafeteria Chair	DCT-01	Chrome Frame, Wooden top	 DCT - 01 (N)	9290.56	20%	18%	8770.29

300	Cafeteria Chair	DCT-02	Chrome Pipe Frame, Oval Shape		14613.63	20%	18%	13795.26
301	Cafeteria Chair	DCT-03	Die casted Powder coated base		12496.20	20%	18%	11796.41

Note :

1. In case of any discrepancies between hard copy and soft copy, the duly signed hard copy shall be considered as final price bid.
2. Attach extra sheet as many as required.
3. FOR prices must be upto IIT (BHU) Varanasi.

-----END OF DOCUMENT-----

Tender Ref.No.IIT(BHU)/FPC/2021-22/001 Dated:06.10.2021





ANNEXURE - II

PRICE BID FORMAT

(To be submitted in a Separate Sealed Envelope super-scribed as PRICE BID)

(Kindly provide both the soft copy in Excel format (.xls) & in .PDF format in CD as well as duly signed hard copy)

Sr no.	Name of item Quoted	Item code as per catalogue	Specification	Indicative sketch/photograph of Furniture (Attach catalogue)	Basic Price(Rs)	Percentage of discount offered	Taxes as applicable	Net FOR price after discount
A	Office chair							
1	ADVANTAGE MB	MBG PC FXD ARMS	ADVANTAGE MBG PC FXD ARMS		₹ 6,650	20%	18%	₹ 6,277.60
2	ADVANTAGE LBG	LBG PC FXD ARMS	ADVANTAGE LBG PC FXD ARMS		₹ 6,170	20%	18%	₹ 5,824.48
3	ADVANTAGE MBG	MBG WITH TELLER BASE	ADVANTAGE MBG WITH TELLER BASE		₹ 7,710	20%	18%	₹ 7,278.24
4	ADVANTAGE LBG	LBG WITH TELLER BASE	ADVANTAGE LBG WITH TELLER BASE		₹ 7,110	20%	18%	₹ 6,711.84
5	AMAZE PROJECT MB	MB ML ADJ ARMS	AMAZE PROJECT MB ML ADJ ARMS		₹ 10,300	20%	18%	₹ 9,723.20
6	AMAZE MB	MB ML ADJ ARMS	AMAZE MB ML ADJ ARMS		₹ 11,040	20%	18%	₹ 10,421.76
7	AMAZE PROJECT MB	MB ML ADJ ARMS - Cushion Seat & Back	AMAZE PROJECT MB ML ADJ ARMS - Cushion Seat & Back		₹ 10,930	20%	18%	₹ 10,317.92
8	FP ANATOM MB	MB ML ADJ ARMS	FP ANATOM MB ML ADJ ARMS		₹ 11,160	20%	18%	₹ 10,535.04
9	FP ANATOM HB	ML ADJ ARMS WITH HEADREST	FP ANATOM MB ML ADJ ARMS WITH HEADREST		₹ 12,470	20%	18%	₹ 11,771.68
10	ASTRO MB	MBGS ADJ ARMS	ASTRO MBGS ADJ ARMS		₹ 9,500	20%	18%	₹ 8,968.00
11	ASTRO HB	MBGS ADJ ARMS WITH HEADREST	ASTRO MBGS ADJ ARMS WITH HEADREST		₹ 10,700	20%	18%	₹ 10,100.80













Sr no.	Name of item Quoted	Item code as per catalogue	Specification	Indicative sketch/photograph of Furniture (Attach catalogue)	Basic Price(Rs)	Percentage of discount offered	Taxes as applicable	Net FOR price after discount
12	ASTRO VA	VA FXD ARMS	ASTRO VA FXD ARMS		₹ 9,020	20%	18%	₹ 8,514.88
13	ALPHA MB	MBG FXD ARMS - PP Black	ALPHA MBG FXD ARMS - PP Black		₹ 6,980	20%	18%	₹ 6,589.12
14	ALPHA VA	VA PC 4 LEGS -PP Black	ALPHA VA PC 4 LEGS -PP Black		₹ 6,570	20%	18%	₹ 6,202.08
15	ALPHA MB	MBG FXD ARMS - PP Black Cushion Seat & Back	ALPHA MBG FXD ARMS - PP Black Cushion Seat & Back		₹ 7,440	20%	18%	₹ 7,023.36
16	ALLWORKS MB	MBGS ADJ ARMS	ALLWORKS MBGS ADJ ARMS		₹ 8,650	20%	18%	₹ 8,165.60
17	BRAVO MB	MBG FXD ARMS	BRAVO MBG FXD ARMS		₹ 8,300	20%	18%	₹ 7,835.20
18	BRAVO LB	LBG FXD ARMS	BRAVO LBG FXD ARMS		₹ 7,970	20%	18%	₹ 7,523.68
19	BRAVO VA	VA FXD ARMS - PC	BRAVO VA FXD ARMS - PC		₹ 7,610	20%	18%	₹ 7,183.84
20	BRAVO VA	VA FXD ARMS - CB	BRAVO VA FXD ARMS - CB		₹ 8,540	20%	18%	₹ 8,061.76
21	BODYLINE -HB	HBG FXD ARMS	BODYLINE -HBG FXD ARMS		₹ 10,590	20%	18%	₹ 9,996.96
22	BODYLINE -MB	MBG FXD ARMS	BODYLINE -MBG FXD ARMS		₹ 10,270	20%	18%	₹ 9,694.88
23	BODYLINE -LB	LBG FXD ARMS	BODYLINE -LBG FXD ARMS		₹ 9,310	20%	18%	₹ 8,788.64
24	BODYLINE -VA1	VA1 FXD ARMS	BODYLINE -VA1 FXD ARMS		₹ 8,220	20%	18%	₹ 7,759.68

Sr no.	Name of item Quoted	Item code as per catalogue	Specification	Indicative sketch/photograph of Furniture (Attach catalogue)	Basic Price(Rs)	Percentage of discount offered	Taxes as applicable	Net FOR price after discount
25	BODYLINE - VA2	VA2 FXD ARMS	BODYLINE - VA2 FXD ARMS		₹ 7,510	20%	18%	₹ 7,089.44
26	BODYLINE -VA-WD	VA-WD	BODYLINE -VA-WD		₹ 8,700	20%	18%	₹ 8,212.80
27	CLICK HB	HBGS '2D'ADJ ARMS	CLICK HBGS '2D'ADJ ARMS		₹ 11,350	20%	18%	₹ 10,714.40
28	CLICK MB	MBGS '2D'ADJ ARMS	CLICK MBGS '2D'ADJ ARMS		₹ 10,080	20%	18%	₹ 9,515.52
29	CLICK VA	VA FXD ARMS With CP Legs	CLICK VA FXD ARMS With CP Legs		₹ 8,690	20%	18%	₹ 8,203.36
30	CONTACT PROJECT	MBGS ADJ ARMS	CONTACT PROJECT MBGS ADJ ARMS		₹ 7,690	20%	18%	₹ 7,259.36
31	CONTACT PROJECT	MBGS ADJ ARMS LS	CONTACT PROJECT MBGS ADJ ARMS LS		₹ 7,890	20%	18%	₹ 7,448.16
32	CONTACT PROJECT	MBGS FXD ARMS	CONTACT PROJECT MBGS FXD ARMS		₹ 7,490	20%	18%	₹ 7,070.56
33	CONTACT PROJECT	HBGS ADJ ARMS	CONTACT PROJECT HBGS ADJ ARMS		₹ 8,730	20%	18%	₹ 8,241.12
34	CONTACT PROJECT	HBGS ADJ ARMS LS	CONTACT PROJECT HBGS ADJ ARMS LS		₹ 8,930	20%	18%	₹ 8,429.92
35	CONTACT PROJECT	VA Sledge Base PC FXD ARMS	CONTACT PROJECT VA Sledge Base PC FXD ARMS		₹ 6,910	20%	18%	₹ 6,523.04
36	FORUM MB	MBG FXD ARMS	FORUM MBG FXD ARMS		₹ 9,530	20%	18%	₹ 8,996.32
37	FORUM MB	MBG FXD ARMS TELLER BASE Chrome Teller Base	FORUM MBG FXD ARMS TELLER BASE Chrome Teller Base		₹ 11,740	20%	18%	₹ 11,082.56














Sr no.	Name of item Quoted	Item code as per catalogue	Specification	Indicative sketch/photograph of Furniture (Attach catalogue)	Basic Price(Rs)	Percentage of discount offered	Taxes as applicable	Net FOR price after discount
38	FORUM MB	MBG FXD ARMS TELLER BASE Powdercoated Teller Base	FORUM MBG FXD ARMS TELLER BASE Powdercoated Teller Base		₹ 10,840	20%	18%	₹ 10,232.96
39	FORUM VA	VA PC 4 LEGS FXD ARMS	FORUM VA PC 4 LEGS FXD ARMS		₹ 7,370	20%	18%	₹ 6,957.28
40	FORUM VA	VA PC 4 LEGS FXD ARMS WD -SMALL	FORUM VA PC 4 LEGS FXD ARMS WD -SMALL		₹ 8,290	20%	18%	₹ 7,825.76
41	FORUM VA	VA PC 4 LEGS FXD ARMS SLEDGE BASE	FORUM VA PC 4 LEGS FXD ARMS SLEDGE BASE		₹ 7,370	20%	18%	₹ 6,957.28
42	FORUM VA	VA CP 4 LEGS FXD ARMS	FORUM VA CP 4 LEGS FXD ARMS		₹ 8,310	20%	18%	₹ 7,844.64
43	FORUM VA	VA CP 4 LEGS FXD ARMS WD -SMALL	FORUM VA CP 4 LEGS FXD ARMS WD -SMALL		₹ 9,230	20%	18%	₹ 8,713.12
44	FORUM VA	VA FXD ARMS CP SLEDGE BASE	FORUM VA FXD ARMS CP SLEDGE BASE		₹ 8,310	20%	18%	₹ 7,844.64
45	FP OPTIMA MB	MB ML '2D'ADJ ARMS	FP OPTIMA MB ML '2D'ADJ ARMS		₹ 18,454	20%	18%	₹ 17,420.58
46	FP OPTIMA HB	HB ML '2D' ADJ ARMS	FP OPTIMA HB ML '2D' ADJ ARMS		₹ 20,702	20%	18%	₹ 19,542.69
47	FP OPTIMA MB	MB ML '2D'ADJ ARMS MESH SEAT & BACK	FP OPTIMA MB ML '2D'ADJ ARMS MESH SEAT & BACK		₹ 22,610	20%	18%	₹ 21,343.84
48	FP OPTIMA HB	HB ML '2D' ADJ ARMS MESH SEAT & BACK	FP OPTIMA HB ML '2D' ADJ ARMS MESH SEAT & BACK		₹ 24,190	20%	18%	₹ 22,835.36
49	OPTIMA-1-HB (OC-1)	HB (OC-1)	OPTIMA-1-HB (OC-1)		₹ 36,242	20%	18%	₹ 34,212.45
50	OPTIMA-2-MB (OC-2)	MB (OC-2)	OPTIMA-2-MB (OC-2)		₹ 34,610	20%	18%	₹ 32,671.84














Sr no.	Name of item Quoted	Item code as per catalogue	Specification	Indicative sketch/photograph of Furniture (Attach catalogue)	Basic Price(Rs)	Percentage of discount offered	Taxes as applicable	Net FOR price after discount
51	FP INVENTION HB	HB ML 2D' ADJ ARMS - LEATHERETTE SEAT & BACK 'CB'	FP INVENTION HB ML 2D' ADJ ARMS - LEATHERETTE SEAT & BACK 'CB'		₹ 15,940	20%	18%	₹ 15,047.36
52	FP INVENTION MB	MB ML' ADJ ARMS - LEATHERETTE SEAT & BACK 'CB'	FP INVENTION MB ML' ADJ ARMS - LEATHERETTE SEAT & BACK 'CB'		₹ 15,040	20%	18%	₹ 14,197.76
53	FP INVENTION VA	VA FXD ARMS - LEATHERETTE SEAT & BACK	FP INVENTION VA FXD ARMS - LEATHERETTE SEAT & BACK		₹ 12,500	20%	18%	₹ 11,800.00
54	INVENTION-1-HB	INVENTION-1-HB	Executive High back with Imported Leather chair with Multi Locking & Gaslift with Alu. Buffed Arms & Base		₹ 41,312	20%	18%	₹ 38,998.53
55	INVENTION-1-MB	INVENTION-1-MB	Executive Medium back with Imported Leather chair with Multi Locking & Gaslift with Alu. Buffed Arms & Base		₹ 38,626	20%	18%	₹ 36,462.94
56	VERSA MB	MBGS ADJ ARMS	VERSA MBGS ADJ ARMS		₹ 9,740	20%	18%	₹ 9,194.56
57	VERSA HB	HBGS ADJ ARMS	VERSA HBGS ADJ ARMS		₹ 11,340	20%	18%	₹ 10,704.96
58	VERSA MBGS ADJ ARMS Cushion Seat & Back	MBGS ADJ ARMS Cushion Seat & Back	VERSA MBGS ADJ ARMS Cushion Seat & Back		₹ 10,500	20%	18%	₹ 9,912.00
59	GENIUS CHAIR	GENIUS CHAIR	GENIUS CHAIR		₹ 3,520	20%	18%	₹ 3,322.88
60	GENIUS VA WD	VA WD	GENIUS VA WD		₹ 4,300	20%	18%	₹ 4,059.20
61	GENIUS VA WD MESH	VA WD MESH	GENIUS VA WD MESH Writing Desk with Mesh Tray		₹ 4,870	20%	18%	₹ 4,597.28
62	INDIGO MB	INDIGO MB CHAIR - PREMIUM LEATHER	INDIGO MB CHAIR - PREMIUM LEATHER		₹ 33,150	20%	18%	₹ 31,293.60
63	INDIGO HB	INDIGO HB CHAIR - PREMIUM LEATHER	INDIGO HB CHAIR - PREMIUM LEATHER		₹ 38,020	20%	18%	₹ 35,890.88

Sr no.	Name of item Quoted	Item code as per catalogue	Specification	Indicative sketch/photograph of Furniture (Attach catalogue)	Basic Price(Rs)	Percentage of discount offered	Taxes as applicable	Net FOR price after discount
64	INDIGO MB CHAIR - LEATHERETTE	INDIGO MB CHAIR - LEATHERETTE	INDIGO MB CHAIR -LEATHERETTE		₹ 18,820	20%	18%	₹ 17,766.08
65	INDIGO HB CHAIR - LEATHERETTE	INDIGO HB CHAIR - LEATHERETTE	INDIGO HB CHAIR -LEATHERETTE		₹ 22,250	20%	18%	₹ 21,004.00
66	LIBERATE (MESH) HB	(MESH) HB ML ADJ ARMS	LIBERATE (MESH) HB ML ADJ ARMS		₹ 17,900	20%	18%	₹ 16,897.60
67	LIBERATE (MESH) MB	(MESH) MB ML ADJ ARMS	LIBERATE (MESH) MB ML ADJ ARMS		₹ 15,600	20%	18%	₹ 14,726.40
68	LIBERATE MB	MB ML ADJ ARMS - Leatherette Seat & Back	LIBERATE MB ML ADJ ARMS - Leatherette Seat & Back		₹ 17,360	20%	18%	₹ 16,387.84
69	LIBERATE HB	HB ML ADJ ARMS - Leatherette Seat & Back	LIBERATE HB ML ADJ ARMS - Leatherette Seat & Back		₹ 20,140	20%	18%	₹ 19,012.16
70	MAGNA VA	VA - Plastic (PC)	MAGNA VA - Plastic (PC)		₹ 3,010	20%	18%	₹ 2,841.44
71	MAGNA FLIP VA	VA 'PC' Legs WITH CASTORS	MAGNA FLIP VA 'PC' Legs WITH CASTORS		₹ 6,340	20%	18%	₹ 5,984.96
72	MAGNA FLIP VA	VA WD(Small) WITH CASTORS ' PC ' Legs	MAGNA FLIP VA WD(Small) WITH CASTORS ' PC ' Legs		₹ 6,690	20%	18%	₹ 6,315.36
73	OPUS MB	MBML ADJ ARMS	OPUS MBML ADJ ARMS		₹ 13,900	20%	18%	₹ 13,121.60
74	OPUS HB	MBML ADJ ARMS WITH HEADREST	OPUS MBML ADJ ARMS WITH HEADREST		₹ 15,960	20%	18%	₹ 15,066.24
75	RADDON WD	WD	RADDON Writing Desk		₹ 6,890	20%	18%	₹ 6,504.16
76	SMART MB	MBG FXD ARMS	SMART MBG FXD ARMS		₹ 6,480	20%	18%	₹ 6,117.12

Sr no.	Name of item Quoted	Item code as per catalogue	Specification	Indicative sketch/photograph of Furniture (Attach catalogue)	Basic Price(Rs)	Percentage of discount offered	Taxes as applicable	Net FOR price after discount
77	SMART VA	VA FXD ARMS PC Legs	SMART VA FXD ARMS PC Legs		₹ 5,720	20%	18%	₹ 5,399.68
78	SMART VA	VA FXD W/O ARMS PC Legs	SMART VA FXD W/O ARMS PC Legs		₹ 5,430	20%	18%	₹ 5,125.92
79	FP STUDENT CHAIR	FP STUDENT CHAIR -Without Arms	FP STUDENT CHAIR -Without Arms		₹ 4,000	20%	18%	₹ 3,776.00
80	FP STUDENT CHAIR	FP STUDENT CHAIR - With Arms	FP STUDENT CHAIR - With Arms		₹ 4,600	20%	18%	₹ 4,342.40
81	PINNACLE	EHPE-AB-HAM-LM	PINNACLE MESH WITH FOOT REST		₹ 93,564	20%	18%	₹ 88,324.42
82	PINNACLE	EHS-HAL-HR	PINNACLE HIGH BACK LEATHER CHAIR		₹ 86,366	20%	18%	₹ 81,529.50
83	PINNACLE	EHS-LAL W/O HR	PINNACLE MEDIUM BACK LEATHER CHAIR		₹ 84,568	20%	18%	₹ 79,832.19
84	PINNACLE	EHS-HAM-BLACK MESH	PINNACLE MESH		₹ 77,370	20%	18%	₹ 73,037.28
85	CROWN	CROWN-1	CROWN-1-HB		₹ 48,702	20%	18%	₹ 45,974.69
86	CROWN	CROWN-2	CROWN-2-MB		₹ 43,662	20%	18%	₹ 41,216.93
87	TYCOON HB	CS-6031E	HIGH BACK LEATHER CHAIR		₹ 45,006	20%	18%	₹ 42,485.66
88	TYCOON MB	CS-6031C	MID BACK LEATHER CHAIR		₹ 42,068	20%	18%	₹ 39,712.19

Sr no.	Name of item Quoted	Item code as per catalogue	Specification	Indicative sketch/photograph of Furniture (Attach catalogue)	Basic Price(Rs)	Percentage of discount offered	Taxes as applicable	Net FOR price after discount
89	TYCOON VA	CS-6031P	VISITOR LEATHER CHAIR		₹ 25,826	20%	18%	₹ 24,379.74
90	TYCOON HB	HF-366-HB	High back Leatherette, multi lock: fibre base		₹ 17,822	20%	18%	₹ 16,823.97
91	TYCOON MB	HF-366-1-MB	Low back Leatherette, multi lock: fibre base		₹ 16,828	20%	18%	₹ 15,885.63
92	TYCOON HB	CS-676E-HB	High back office chair with black PU pp armrest with black painting nylon base with black painting locking-tilt mechanism		₹ 24,934	20%	18%	₹ 23,537.70
93	TYCOON MB	CS-676C-MB	Medium back office chair with black PU pp armrest with black painting nylon base with black painting locking-tilt mechanism		₹ 23,476	20%	18%	₹ 22,161.34
94	TYCOON HB	CL8-011H	PU HIGH BACK CHAIR PADDED CHROME ARMS ALUMINUM BASE KNEE TILT MECHANISM		₹ 22,800	20%	18%	₹ 21,523.20
95	TYCOON MB	CL8-011L	PU MEDIUM BACK CHAIR PADDED CHROME ARMS ALUMINUM BASE SYNCHRO MECHANISM		₹ 20,388	20%	18%	₹ 19,246.27
96	TYCOON VA	CL8-011V	PU VISITORS CHAIR PADDED CHROME ARMS SLEDGE CHROME FRAME		₹ 13,150	20%	18%	₹ 12,413.60
97	TYCOON LB	CL8-028L	PU LOW BACK BACK CHAIR PADDED PAINTING PP ARMS PAINTING NYLON BASE KNEE TILT MECHANISM		₹ 14,316	20%	18%	₹ 13,514.30
98	CHROME	YS-6010	CHROME - YS-6010 - HB		₹ 21,770	20%	18%	₹ 20,550.88
99	CHROME	YS-6020	CHROME - YS-6020 - LB		₹ 20,980	20%	18%	₹ 19,805.12
100	CHROME	YS-6040	CHROME - YS-6040 - HB		₹ 26,522	20%	18%	₹ 25,036.77
101	CHROME	YS-6050	CHROME - YS-6050 - LB		₹ 25,730	20%	18%	₹ 24,289.12

Sr no.	Name of item Quoted	Item code as per catalogue	Specification	Indicative sketch/photograph of Furniture (Attach catalogue)	Basic Price(Rs)	Percentage of discount offered	Taxes as applicable	Net FOR price after discount
102	CHROME	YS-6040-C	CHROME - YS-6040 - HB		₹ 27,146	20%	18%	₹ 25,625.82
103	CHROME	YS-6050-C	CHROME - YS-6050 - LB		₹ 25,258	20%	18%	₹ 23,843.55
104	CHROME	S0-201-HB	CHROME S0-201-HB		₹ 15,376	20%	18%	₹ 14,514.94
105	CHROME	S0-202-LB	CHROME S0-202-LB		₹ 15,120	20%	18%	₹ 14,273.28
106	CHROME	S0-203-V	CHROME S0-203-V		₹ 14,208	20%	18%	₹ 13,412.35
107	HELIX - HB	VX - HELIX -HB	VX (Helix) High Back Chair with Head Rest		₹ 31,734	20%	18%	₹ 29,956.90
108	HELIX - MB	VX - HELIX -MB	VX (Helix) Medium Back Chair		₹ 30,992	20%	18%	₹ 29,256.45
109	X-3	X-3 YS0817H (E+EW)	X-3 YS0817H (E+EW)		₹ 22,074	20%	18%	₹ 20,837.86
110	X 2	X 2 - YS0818-1	X 2 - YS0818-1		₹ 14,074	20%	18%	₹ 13,285.86
111	X 1	X 1 - YS0816L	X 1 - YS0816L		₹ 17,594	20%	18%	₹ 16,608.74
112	X - 5 HB	X - 5 HB	X - 5 HB		₹ 22,000	20%	18%	₹ 20,768.00
113	OPUS HB	MBML ADJ ARMS WITH HEADREST	MBML ADJ ARMS WITH HEADREST		₹ 15,960	20%	18%	₹ 15,066.24
114	OPUS MB	MBML ADJ ARMS	MBML ADJ ARMS		₹ 13,900	20%	18%	₹ 13,121.60

Sr no.	Name of item Quoted	Item code as per catalogue	Specification	Indicative sketch/photograph of Furniture (Attach catalogue)	Basic Price(Rs)	Percentage of discount offered	Taxes as applicable	Net FOR price after discount
115	TELEMATE	MBGS-C	MBGS- FIXED ARMS		₹ 7,870	20%	18%	₹ 7,429.28
116	FLEX - 2	FLEX - 2	FLEX - 2 WITHOUT ARMREST		₹ 3,080	20%	18%	₹ 2,907.52
117	PERFO	PERFO 3	PERFO 3 WITH ARM		₹ 3,580	20%	18%	₹ 3,379.52
118	PERFO	PERFO 4	PERFO 4 WITHOUT ARM		₹ 3,050	20%	18%	₹ 2,879.20
119	Click	Chair with fix seat	Audi chair with fixed cushioned seat and back having fabric upholstery with MS base duly powdercoated.		₹ 10,160	20%	18%	₹ 9,591.04
120	Venus 6604	Chair with Tipup seat	Audi chair with cushioned tip up seat and back having fabric upholstery having PP fixed armrest with MS base duly powdercoated.		₹ 11,722	20%	18%	₹ 11,065.57
121	TANG	CAFÉ CHAIR	Polypropylene cafeteria stackable chair. (COLOUR- 6 AVL)		₹ 2,584	20%	18%	₹ 2,439.30
122	LEAF	CAFÉ CHAIR	LEAF 'PC' 4 Legs		₹ 3,310	20%	18%	₹ 3,124.64
123	LEAF	CAFÉ CHAIR	LEAF PC SLEDGE LEGS		₹ 3,420	20%	18%	₹ 3,228.48
124	CREST	CAFÉ CHAIR	P111 + PLW01 (white/black)		₹ 2,266	20%	18%	₹ 2,139.10
125	SPIRIT	CAFÉ CHAIR	P121 (White)--SPIRIT		₹ 4,282	20%	18%	₹ 4,042.21
126	AIR	CAFÉ CHAIR	AIR		₹ 3,000	20%	18%	₹ 2,832.00
127	SAND	CAFÉ CHAIR	P132 (Beige/ Grey)--SAND		₹ 3,022	20%	18%	₹ 2,852.77

Sr no.	Name of item Quoted	Item code as per catalogue	Specification	Indicative sketch/photograph of Furniture (Attach catalogue)	Basic Price(Rs)	Percentage of discount offered	Taxes as applicable	Net FOR price after discount
128	ZELLA	CAFÉ CHAIR	Café Chair with wooden shell		₹ 4,540	20%	18%	₹ 4,285.76
129	ZELLA	CAFÉ CHAIR	BAR STOOL		₹ 5,480	20%	18%	₹ 5,173.12
130	LEAF	CAFÉ CHAIR	LEAF BARSTOOL		₹ 4,510	20%	18%	₹ 4,257.44
131	CAFE TABLE	Cafe Chrome	ISO Top: 914 Ø x H 740		₹ 11,444	20%	18%	₹ 10,803.14
132	CAFE TABLE	Cafe Chrome	W 800 x D 800 x H 740		₹ 11,106	20%	18%	₹ 10,484.06
133	CAFE TABLE	Cafe Chrome	W1800 x D 800 x H 740		₹ 24,236	20%	18%	₹ 22,878.78
134	CAFE TABLE	Cafe Fol - SS Legs	W 1200 x D 800 x H 740		₹ 22,868	20%	18%	₹ 21,587.39
135	CAFE TABLE	Cafe Fol - SS Legs	W 800 x D 800 x H 720		₹ 17,808	20%	18%	₹ 16,810.75
136	CAFE TABLE	Cafe Fol - SS Legs	Ø914 x H 740		₹ 12,052	20%	18%	₹ 11,377.09
137	CLARA	CLARA - ALUMINIUM POLISHED BASE	* Lounge Single Seater Sofa * Fabric / Leatherette Upholstered Cushion * Height Adjustment * Aluminium Base		₹ 19,010	20%	18%	₹ 17,945.44
138	CLARA	CLARA 'PC' 4 LEGS	* Lounge Single Seater Sofa * Fabric / Leatherette Upholstered Cushion * Powdercoated 4 Legs		₹ 17,930	20%	18%	₹ 16,925.92
139	COSTA	COSTA - ALUMINIUM POLISHED BASE	* Lounge Single Seater Sofa * Fabric / Leatherette Upholstered Cushion * Height Adjustment * Aluminium Base		₹ 19,030	20%	18%	₹ 17,964.32
140	COSTA	COSTA 4 LEGS	* Lounge Single Seater Sofa * Fabric / Leatherette Upholstered Cushion * Powdercoated 4 Legs		₹ 17,930	20%	18%	₹ 16,925.92

Sr no.	Name of item Quoted	Item code as per catalogue	Specification	Indicative sketch/photograph of Furniture (Attach catalogue)	Basic Price(Rs)	Percentage of discount offered	Taxes as applicable	Net FOR price after discount
141	FLORA	FLORA - ALUMINIUM POLISHED BASE	* Lounge Single Seater Sofa * Fabric / Leatherette Upholstered Cushion * Aluminium Base		₹ 19,250	20%	18%	₹ 18,172.00
142	PETALS	PETALS - ALUMINIUM POLISHED BASE	* Lounge Single Seater Sofa * Fabric / Leatherette Upholstered Cushion * Aluminium Base		₹ 20,680	20%	18%	₹ 19,521.92
143	VALENTIA	VALENTIA -ALUMINIUM POLISHED BASE	* Lounge Single Seater Sofa * Fabric / Leatherette Upholstered Cushion * Aluminium Base		₹ 20,680	20%	18%	₹ 19,521.92
144	VALENTIA	VALENTIA 'PC' 4 LEGS	* Lounge Single Seater Sofa * Fabric / Leatherette Upholstered Cushion * Powdercoated 4 Legs		₹ 19,712	20%	18%	₹ 18,608.13
145	PEARL	238-1S	PEARL 1 SEATER		₹ 23,774	20%	18%	₹ 22,442.66
146	PEARL	238-2S	PEARL 2 SEATER		₹ 38,148	20%	18%	₹ 36,011.71
147	PEARL	238-3S	PEARL 3 SEATER		₹ 53,154	20%	18%	₹ 50,177.38
148	INTERACT	S-902-1S	INTERACT 1 SEATER		₹ 27,842	20%	18%	₹ 26,282.85
149	INTERACT	S-902-2S	INTERACT 2 SEATER		₹ 40,156	20%	18%	₹ 37,907.26
150	INTERACT	S-902-3S	INTERACT 3 SEATER		₹ 55,684	20%	18%	₹ 52,565.70
151	CONVERSE	S-900 -1S	CONVERSE 1 SEATER		₹ 23,794	20%	18%	₹ 22,461.54
152	CONVERSE	S-900 -2S	CONVERSE 2 SEATER		₹ 37,176	20%	18%	₹ 35,094.14
153	CONVERSE	S-900 -3S	CONVERSE 3 SEATER		₹ 52,186	20%	18%	₹ 49,263.58

Sr no.	Name of item Quoted	Item code as per catalogue	Specification	Indicative sketch/photograph of Furniture (Attach catalogue)	Basic Price(Rs)	Percentage of discount offered	Taxes as applicable	Net FOR price after discount
154	INDULGE	S-906E-1S	INDULGE 1 SEATER		₹ 29,342	20%	18%	₹ 27,698.85
155	INDULGE	S-906E-2S	INDULGE 2 SEATER		₹ 39,834	20%	18%	₹ 37,603.30
156	INDULGE	S-906E-3S	INDULGE 3 SEATER		₹ 58,250	20%	18%	₹ 54,988.00
157	BARISTER	933	BARISTER 3+2 SEATER		₹ 1,57,000	20%	18%	₹ 1,48,208.00
158	OLIVE	936SS	OLIVE 3+2 SEATER		₹ 2,11,000	20%	18%	₹ 1,99,184.00
159	SLEEK METAL TANDEM	SJ-820 - 2S	2 SEATER		₹ 16,634	20%	18%	₹ 15,702.50
160	SLEEK METAL TANDEM	SJ-820 - 3S	3 SEATER		₹ 20,154	20%	18%	₹ 19,025.38
161	SLEEK CUSHION TANDEM	SJ-820A -2S	2 SEATER		₹ 19,194	20%	18%	₹ 18,119.14
162	SLEEK CUSHION TANDEM	SJ-820A -3S	3 SEATER		₹ 23,990	20%	18%	₹ 22,646.56
163	STURDY METAL TANDEM	SJ-708 L -2S	2 SEATER		₹ 24,950	20%	18%	₹ 23,552.80
164	STURDY PU TANDEM	SJ-708 LA -3S	3 SEATER		₹ 27,190	20%	18%	₹ 25,667.36
165	ALUMINIUM PU TANDEM	PU TANDEM	3 SEATER		₹ 45,474	20%	18%	₹ 42,927.46
166	PERFO METAL TANDEM	PER-6	PERFO TANDEM- 2S- NO ARMS		₹ 9,400	20%	18%	₹ 8,873.60

Sr no.	Name of item Quoted	Item code as per catalogue	Specification	Indicative sketch/photograph of Furniture (Attach catalogue)	Basic Price(Rs)	Percentage of discount offered	Taxes as applicable	Net FOR price after discount
167	PERFO METAL TANDEM	PER-6A	PERFO TANDEM- 2S-FIX ARMS		₹ 10,010	20%	18%	₹ 9,449.44
168	PERFO METAL TANDEM	PER-7	PERFO TANDEM- 3S- NO ARMS		₹ 12,310	20%	18%	₹ 11,620.64
169	PERFO METAL TANDEM	PER-7A	PERFO TANDEM- 3S-FIX ARMS		₹ 13,380	20%	18%	₹ 12,630.72
170	PERFO METAL TANDEM	PER-8	PERFO TANDEM- 4S- NO ARMS		₹ 13,820	20%	18%	₹ 13,046.08
171	PERFO METAL TANDEM	PER-8A	PERFO TANDEM- 4S-FIX ARMS		₹ 15,169	20%	18%	₹ 14,319.54
172	BRUNE TANDEM	BRUNE METAL - 6A	BRUNE TANDEM - 2S- FIXED ARMS		₹ 14,300	20%	18%	₹ 13,499.20
173	BRUNE TANDEM	BRUNE METAL - 7A	BRUNE TANDEM - 3S- FIXED ARMS		₹ 16,250	20%	18%	₹ 15,340.00
174	BRUNE TANDEM	BRUNE CUSHIONED - 6A	BRUNE TANDEM- 2S- CUSHIONED		₹ 17,010	20%	18%	₹ 16,057.44
175	BRUNE TANDEM	BRUNE CUSHIONED - 7A	BRUNE TANDEM- 3S- CUSHIONED		₹ 19,520	20%	18%	₹ 18,426.88
176	ZELLA	ZELLA - 3S	Tandem 03 seater with wooden shell with Arms		₹ 18,410	20%	18%	₹ 17,379.04
177	ZELLA	ZELLA - 3S	Tandem 03 seater with wooden shell WITHOUT Arms		₹ 17,290	20%	18%	₹ 16,321.76
178	BC002S	CENTER TABLE	Large: 900 (W) X 900 (D) X 400 (H)		₹ 18,600	20%	18%	₹ 17,558.40
179	BC002S	SIDE TABLE	Small: 600 (W) X 600 (D) X 450 (H)		₹ 14,400	20%	18%	₹ 13,593.60

Sr no.	Name of item Quoted	Item code as per catalogue	Specification	Indicative sketch/photograph of Furniture (Attach catalogue)	Basic Price(Rs)	Percentage of discount offered	Taxes as applicable	Net FOR price after discount
180	BC0015	CENTER TABLE	Large: 650 X 650 X 650 X 650 X 400 (H)		₹ 20,200	20%	18%	₹ 19,068.80
181	BC0015	SIDE TABLE	Small: 400 X 400 X 400 X 400 X 450 (H)		₹ 16,000	20%	18%	₹ 15,104.00
182	VERVE	CENTER TABLE 610-FL	1200 (W) X 600 (D) X 425 (H)		₹ 12,376	20%	18%	₹ 11,682.94
183	VERVE	SIDE TABLE 610-FS	600 (W) X 600 (D) X 505 (H)		₹ 9,236	20%	18%	₹ 8,718.78
184	CLARKSON	CENTER TABLE	1200 (W) X 770 (D) X 330 (H)		₹ 19,404	20%	18%	₹ 18,317.38
185	ARTHUR	CENTER TABLE	1005 (W) X 520 (D) X 450 (H)		₹ 21,500	20%	18%	₹ 20,296.00
186	CARSYN	CENTER TABLE	1200 (W) X 600 (D) X 470 (H)		₹ 18,900	20%	18%	₹ 17,841.60
187	SIGNATURE TABLE	SIG - 2100	SIZE: 2100 X 1000 X 750MM + SIDE STORAGE		₹ 1,37,021	20%	18%	₹ 1,29,347.82
188	SIGNATURE TABLE	SIG - 2300	SIZE: 2300 X 1000 X 750MM + SIDE STORAGE		₹ 1,54,843	20%	18%	₹ 1,46,171.79
189	SIGNATURE BACK STORAGE	SIG BACK ST. - 1500	SIZE: 1500 X 600 X 750MM		₹ 76,830	20%	18%	₹ 72,527.52
190	SIGNATURE MEETING TABLE	SIG MT. - 2400	SIZE: 2400 X 1200 X 750MM	NA	₹ 1,58,618	20%	18%	₹ 1,49,735.39
191	SIGNATURE MEETING TABLE	SIG MT. - 3600	SIZE: 3600 X 1200 X 750MM	NA	₹ 2,52,273	20%	18%	₹ 2,38,145.71
192	ZEN TABLE	ZT-F 1590	SIZE: 1500 X 900 X 750MM + SIDE STORAGE		₹ 60,197	20%	18%	₹ 56,825.97












Sr no.	Name of item Quoted	Item code as per catalogue	Specification	Indicative sketch/photograph of Furniture (Attach catalogue)	Basic Price(Rs)	Percentage of discount offered	Taxes as applicable	Net FOR price after discount
193	ZEN TABLE	ZT-F 1890	SIZE: 1800 X 900 X 750MM + SIDE STORAGE		₹ 61,977	20%	18%	₹ 58,506.29
194	ZEN PEDESTAL	Z - PED	MOBILE PEDESTAL - 400 X 450 X 550MM		₹ 14,202	20%	18%	₹ 13,406.69
195	CONFERENCE TABLE	ZCT - 3012	CONFERENCE TABLE :- 3000 X 1200-900 X 750MM		₹ 79,610	20%	18%	₹ 75,151.84
196	ZEN STORAGE	Z - S1	STORAGE :- 750 X 450 X 1200MM		₹ 22,756	20%	18%	₹ 21,481.66
197	ZEN STORAGE	Z - S3	STORAGE :- 750 X 450 X 750HT.MM		₹ 15,033	20%	18%	₹ 14,191.15
198	SENATE	HT-531	SENATE MAIN TABLE 1600MM W/ SIDE RETURN TABLE		₹ 44,900	20%	18%	₹ 42,385.60
199	SENATE	HT-528	SENATE MAIN TABLE 1800MM W/SIDE RETURN TABLE		₹ 61,224	20%	18%	₹ 57,795.46
200	SENATE	HT-501	SENATE MAIN TABLE 2000MM W/ SIDE RETURN TABLE		₹ 59,370	20%	18%	₹ 56,045.28
201	SENATE	HT-501-A	SENATE MAIN TABLE 2200MM W/ SIDE RETURN TABLE		₹ 68,720	20%	18%	₹ 64,871.68
202	SENATE	HT-325	SENATE BACK STORAGE 1800MM		₹ 57,514	20%	18%	₹ 54,293.22
203	SENATE	HJ-9890 -CONF.TABLE	SENATE CONFERENCE TABLE	NA	₹ 80,148	20%	18%	₹ 75,659.71
204	CONCLAVE	T421-16	CONCLAVE- 1600 X 800 X 760MM + PEDESTAL + SIDE ST.		₹ 38,000	20%	18%	₹ 35,872.00
205	CONCLAVE	T421-18	CONCLAVE- 1800 X 900 X 760MM+ PEDESTAL + SIDE ST.		₹ 41,500	20%	18%	₹ 39,176.00

Sr no.	Name of item Quoted	Item code as per catalogue	Specification	Indicative sketch/photograph of Furniture (Attach catalogue)	Basic Price(Rs)	Percentage of discount offered	Taxes as applicable	Net FOR price after discount
206	CONCLAVE	T421-20	CONCLAVE- 2000 X 1000 X 760MM+ PEDESTAL + SIDE ST.		₹ 46,500	20%	18%	₹ 43,896.00
207	CONCLAVE BACK STORAGE	B216-1	CONCLAVE- 1200 X 420 X 2000MM		₹ 29,300	20%	18%	₹ 27,659.20
208	VERSALINE	VMT-1275	MAIN TABLE - 1200 X 750 X 750MM		₹ 8,754	20%	18%	₹ 8,263.78
209	VERSALINE	VMT-1575	MAIN TABLE - 1500 X 750 X 750MM		₹ 11,296	20%	18%	₹ 10,663.42
210	VERSALINE	VMT-1890	MAIN TABLE X 1800 X 900 X 750MM		₹ 12,040	20%	18%	₹ 11,365.76
211	VERSALINE	VST-9045	RETURN TABLE - 900 X 450 MM		₹ 5,198	20%	18%	₹ 4,906.91
212	VERSALINE	VST-1245	RETURN TABLE - 1200 X 450MM		₹ 6,220	20%	18%	₹ 5,871.68
213	VERSALINE	VDT-1050	ROUND TABLE - 1050 DIA		₹ 11,880	20%	18%	₹ 11,214.72
214	VERSALINE	VCT-1890	CONFERENCE TABLE - 1800 X 900 X 750MM		₹ 14,144	20%	18%	₹ 13,351.94
215	VERSALINE	VCT-2412	CONFERENCE TABLE - 2400 X 1200 X 750MM		₹ 26,096	20%	18%	₹ 24,634.62
216	VERSALINE	V2D-1F	DRAWER UNIT - 2D + 1F		₹ 7,676	20%	18%	₹ 7,246.14
217	VERSALINE	VS-7575	STORAGE UNIT - 750 X 400 X 750 MM	NA	₹ 7,628	20%	18%	₹ 7,200.83
218	VERSALINE	VS-9075	STORAGE UNIT - 900 X 400 X 750 MM	NA	₹ 9,324	20%	18%	₹ 8,801.86





Sr no.	Name of item Quoted	Item code as per catalogue	Specification	Indicative sketch/photograph of Furniture (Attach catalogue)	Basic Price(Rs)	Percentage of discount offered	Taxes as applicable	Net FOR price after discount
219	VERSALINE	VS-90120	STORAGE UNIT - 750 X 400 X 1200 MM	NA	₹ 11,932	20%	18%	₹ 11,263.81
220	VERSALINE	VCZ - Side Credenza	CREDENZA UNIT - 1200 X 400 X 750 MM		₹ 12,944	20%	18%	₹ 12,219.14
221	GAMMA	GDDK-180	GAMMA MAIN TABLE- 1800MM		₹ 31,982	20%	18%	₹ 30,191.01
222	GAMMA	GDDK-200	GAMMA MAIN TABLE- 2000MM		₹ 34,518	20%	18%	₹ 32,584.99
223	GAMMA	GDDK-220	GAMMA MAIN TABLE- 2200MM		₹ 36,746	20%	18%	₹ 34,688.22
224	GAMMA	GDMP-3D	GAMMA MOBILE PEDESTAL		₹ 13,036	20%	18%	₹ 12,305.98
225	GAMMA	GDSR-3D	GAMMA 3 DR SIDE RETURN		₹ 26,830	20%	18%	₹ 25,327.52
226	GAMMA	GDHG-200C	GAMMA GLASS DOOR CABINET		₹ 35,706	20%	18%	₹ 33,706.46
227	GAMMA	GDDZ-184	GAMMA CREDENZA		₹ 24,400	20%	18%	₹ 23,033.60
228	INTEGRATE	INT -1800	MAIN TABLE - 1800 X 900 X 750MM		₹ 29,200	20%	18%	₹ 27,564.80
229	INTEGRATE	INT -2100	MAIN TABLE - 2100 X 900 X 750MM		₹ 31,245	20%	18%	₹ 29,495.28
230	INTEGRATE	INT -2400	MAIN TABLE - 2400 X 900 X 750MM		₹ 33,328	20%	18%	₹ 31,461.63
231	INTEGRATE	INT- ST - 1200MM	STORAGE :- 1200 X 450 X 650MM		₹ 14,641	20%	18%	₹ 13,821.10




Sr no.	Name of item Quoted	Item code as per catalogue	Specification	Indicative sketch/photograph of Furniture (Attach catalogue)	Basic Price(Rs)	Percentage of discount offered	Taxes as applicable	Net FOR price after discount
232	Single Bed-metal	Q boid	SIZE-L 1800mm D 900mm H 650mm		₹ 24,000	20%	18%	₹ 22,656.00
233	Single Bed-wooden	Reside	SIZE:-SIZE-L 2000mm D 900mm H 450mm		₹ 18,000	20%	18%	₹ 16,992.00
234	Side stool	Reside	SIZE:- 450W X 450D X 450HT Made of 18mm THK Partical Board, with One Drawer and Storage without Shutters.		₹ 9,800	20%	18%	₹ 9,251.20
235	Study Table	Q boid	SIZE:- 900W X 600D X 800HT		₹ 13,100	20%	18%	₹ 12,366.40
236	Wardrobe	Q boid	SIZE:- 900W x 600D x 1770HT		₹ 32,150	20%	18%	₹ 30,349.60
237	Student Desk 2 seater	PES	SIZE:-1500x900 Desk		₹ 19,810	20%	18%	₹ 18,700.64
238	Student Desk 3 seater	PES	1800x900 Desk		₹ 25,000	20%	18%	₹ 23,600.00
239	Book case 4 shelves	CF CL 413	4 shelves Book Case of Size-915W X 320D X 1742HT made out of MS duly powdercoated having glass in shutters.		₹ 29,000	20%	18%	₹ 27,376.00
240	Glass door Almirah	CGD 200 UL	Glass Door almirah of Size-900W X 450D X 2015HT made out of MS duly powdercoated with 4 selves making 5 compartments having glass in shutters.		₹ 28,500	20%	18%	₹ 26,904.00
241	Major Office Almirah	C/CSD200(UL)-9	Office almirah for filing of Size-900W X 450D X 2015HT made out of MS duly powdercoated with 4 selves making 5 compartments having hinged MS doors .		₹ 22,000	20%	18%	₹ 20,768.00
242	Minor Office Almirah	C/CSD132(UL)-5	Office almirah for filing of Size-900W X 450D X 1340HT made out of MS duly powdercoated with 4 selves making 5 compartments having hinged MS doors .		₹ 16,000	20%	18%	₹ 15,104.00
243	Filing cabinet 4 drawer	C/FCV40(UL)-13/F-GR	Vertical filing cabinet of size 465W x 620D x 1335HT made out of MS duly powdercoated having 4 drawers.		₹ 23,000	20%	18%	₹ 21,712.00
244	Steel rack 6x3	MULTI PURPOSE SEHLVING	Steel rack of size 900W X 450D X 1800MM HT made out of MS duly Powder coated.		₹ 17,000	20%	18%	₹ 16,048.00

Sr no.	Name of item Quoted	Item code as per catalogue	Specification	Indicative sketch/photograph of Furniture (Attach catalogue)	Basic Price(Rs)	Percentage of discount offered	Taxes as applicable	Net FOR price after discount
245	Steel rack 7x3	MULTI PURPOSE SEHLVING	Steel rack of size 900W X 450D X 2100MM HT made out of MS duly Powder coated.		₹ 20,000	20%	18%	₹ 18,880.00
246	Almirah with 6 locker	LSS60	Locker tower of size 380W x 457D x 1830HT made out of MS duly powdercoated having 6 Lockers compartments..		₹ 17,000	20%	18%	₹ 16,048.00
247	Almirah with 8 locker	LSS40	Locker tower of size 380W x 457D x 1830HT made out of MS duly powdercoated having 4 Lockers compartments.-2 nos		₹ 16,000	20%	18%	₹ 15,104.00
248	Library stack 2 side	BD1B 61 PT	Double sided library shelving of size 941W X 688D X 2000HT made out of MS duly powder coated.		₹ 32,000	20%	18%	₹ 30,208.00
249	4 seater	PERFORM1809	Table size:- 1800W x 900D x 750H having 25mm thick table top metal support legs and understructure having flip up box and cable tray for wire carrier.		₹ 19,600	20%	18%	₹ 18,502.40
250	8 seater	PERFORM2412	Table size:- 2400W x 1200D x 750H having 25mm thick table top metal support legs and understructure having flip up box and cable tray for wire carrier.		₹ 34,100	20%	18%	₹ 32,190.40
251	12 seater	PERFORM3612	Table size:- 3600W x 1200D x 750H having 25mm thick table top metal support legs and understructure having flip up box and cable tray for wire carrier.		₹ 43,000	20%	18%	₹ 40,592.00
252	16 seater	PERFORM4812	Table size:- 4800W x 1200D x 750H having 25mm thick table top metal support legs and understructure having flip up box and cable tray for wire carrier.		₹ 60,150	20%	18%	₹ 56,781.60
253	20 seater	PERFORM6012	Table size:- 6000W x 1200D x 750H having 25mm thick table top metal support legs and understructure having flip up box and cable tray for wire carrier.		₹ 80,120	20%	18%	₹ 75,633.28
254	Medium size	SWCT07	COMPUTER TABLE 1200(w) X 600(d) X 750(h) made out of 18mm thick PLB having space for CPU and one PLB Keyboard tray.		₹ 10,200	20%	18%	₹ 9,628.80
255	Linear Workstation Single Seater	NEO	PARTITION BASED WORKSTATION OF SIZE 1200W X 600D X 750HT AND 1200HT PARTITION WITH FABRIC MAGENTIC, GLASS MARKER ATT AND LAMINATE BBT.RACEWAY ON BTT AND SKIRTING		₹ 17,110	20%	18%	₹ 16,151.84

Sr no.	Name of item Quoted	Item code as per catalogue	Specification	Indicative sketch/photograph of Furniture (Attach catalogue)	Basic Price(Rs)	Percentage of discount offered	Taxes as applicable	Net FOR price after discount
256	Linear Workstation Two Seater Non Sharing	NEO	PARTITION BASED WORKSTATION OF SIZE 1200W X 600D X 750HT AND 1200HT PARTITION WITH FABRIC MAGNETIC, GLASS MARKER ATT AND LAMINATE BBT.RACEWAY ON BTT AND SKIRTING		₹ 32,000	20%	18%	₹ 30,208.00
257	Linear Workstation Four seater Back to Back	NEO	PARTITION BASED WORKSTATION OF SIZE 1200W X 600D X 750HT AND 1200HT PARTITION WITH FABRIC MAGNETIC, GLASS MARKER ATT AND LAMINATE BBT.RACEWAY ON BTT AND SKIRTING		₹ 46,000	20%	18%	₹ 43,424.00
258	L-SHAPE Workstation Single Seater	NEO	PARTITION BASED WORKSTATION OF SIZE 1500W / 1500W X 600D X 750HT AND 1200HT PARTITION WITH FABRIC MAGNETIC, GLASS MARKER ATT AND LAMINATE BBT.RACEWAY ON BTT AND SKIRTING		₹ 35,360	20%	18%	₹ 33,379.84
259	L-SHAPE Workstation Four seater Back to Back	NEO	PARTITION BASED WORKSTATION OF SIZE 1500W / 1500W X 600D X 750HT AND 1200HT PARTITION WITH FABRIC MAGNETIC, GLASS MARKER ATT AND LAMINATE BBT.RACEWAY ON BTT AND SKIRTING		₹ 92,500	20%	18%	₹ 87,320.00
260	Linear Workstation Single Seater	PERFROM	SIZE:- 1200W X 600D X 750HT AND 300HT MAIN SCREEN. UNDERSTURCTURE PERFROM METAL LEGS. RACEWAY BTT. 30MM ALUMINUM ANODISED SCREEN WITH FABRIC MAGNETIC AND GLASS MARKER TILE		₹ 15,900	20%	18%	₹ 15,009.60
261	Linear Workstation Two Seater Non Sharing	PERFROM	SIZE:- 1200W X 600D X 750HT AND 300HT MAIN SCREEN. UNDERSTURCTURE PERFROM METAL LEGS. RACEWAY BTT. 30MM ALUMINUM ANODISED SCREEN WITH FABRIC MAGNETIC AND GLASS MARKER TILE		₹ 28,900	20%	18%	₹ 27,281.60
262	Linear Workstation Four seater Back to Back	PERFROM	SIZE:- 1200W X 600D X 750HT AND 300HT MAIN SCREEN. UNDERSTURCTURE PERFROM METAL LEGS. RACEWAY BTT. 30MM ALUMINUM ANODISED SCREEN WITH FABRIC MAGNETIC AND GLASS MARKER TILE		₹ 48,900	20%	18%	₹ 46,161.60
263	L-SHAPE Workstation Single Seater	PERFROM	SIZE:- 1500W / 1500W X 600D X 750HT AND 300HT MAIN SCREEN. UNDERSTURCTURE PERFROM METAL LEGS. RACEWAY BTT. 30MM ALUMINUM ANODISED SCREEN WITH FABRIC MAGNETIC AND GLASS MARKER TILE		₹ 28,000	20%	18%	₹ 26,432.00
264	L-SHAPE Workstation Four seater Back to Back	PERFROM	SIZE:- 1500W / 1500W X 600D X 750HT AND 300HT MAIN SCREEN. UNDERSTURCTURE PERFROM METAL LEGS. RACEWAY BTT. 30MM ALUMINUM ANODISED SCREEN WITH FABRIC MAGNETIC AND GLASS MARKER TILE		₹ 72,000	20%	18%	₹ 67,968.00
265	FREE STANDING DESK WITH COMPOSITE SIDE STORAGE	PERFROM	DESK SIZE:- 1200W X 600D X 750HT COMPOSITE SIDE STORAGE:-900W X 450D X 750HT GROMMET HOLE FOR WIRE ENTRY		₹ 20,500	20%	18%	₹ 19,352.00
266	FREE STANDING DESK WITH COMPOSITE SIDE STORAGE	PERFROM	DESK SIZE:- 1500W X 750D X 750HT COMPOSITE SIDE STORAGE:-1050W X 450D X 750HT GROMMET HOLE FOR WIRE ENTRY		₹ 25,200	20%	18%	₹ 23,788.80

Sr no.	Name of item Quoted	Item code as per catalogue	Specification	Indicative sketch/photograph of Furniture (Attach catalogue)	Basic Price(Rs)	Percentage of discount offered	Taxes as applicable	Net FOR price after discount
267	FREE STANDING DESK WITH COMPOSITE SIDE STORAGE	PERFROM	DESK SIZE:- 1800W X 900D X 750HT COMPOSITE SIDE STORAGE:-1200W X 450D X 750HT GROMMET HOLE FOR WIRE ENTRY		₹ 40,500	20%	18%	₹ 38,232.00
268	PEDESTAL STORAGE FOR WORKSTATIONS	MODULAR	2D+1F PEDESTAL 2 DRAWER 1 BOX FILE SIZE:- 400W X 450D X 600HT		₹ 7,500	20%	18%	₹ 7,080.00
269	CLASROOM DESKING	FIRMO 2 SEATER FRONT BENCH	SIZE:- 1200W X 560D X 750HT Desk /Shelf/ Seat / Back :The Work Tops is made of 25mm & Shelf & Back 18mm thick plain particle board. with 2mm thick PVC Edge ipping. Understructure :Combination 48Dia X1.6 T 75X25 and below the seat 40X20X1.6 ladder support for the seat tube Leg with PLB modesty for the front row. Seats – Frames Fixed with Prelaminate Partical Board Seats Non Grouting Design.		₹ 12,000	20%	18%	₹ 11,328.00
270	CLASROOM DESKING	FIRMO 2 SEATER MIDDLE BENCH	SIZE:- 1200W X 950D X 750HT Desk /Shelf/ Seat / Back :The Work Tops is made of 25mm & Shelf & Back 18mm thick plain particle board. with 2mm thick PVC Edge ipping. Understructure :Combination 48Dia X1.6 T 75X25 and below the seat 40X20X1.6 ladder support for the seat tube Leg with PLB modesty for the front row. Seats – Frames Fixed with Prelaminate Partical Board Seats Non Grouting Design.		₹ 17,000	20%	18%	₹ 16,048.00
271	CLASROOM DESKING	FIRMO 2 SEATER LAST BENCH	SIZE:- 1200W X 600D X 750HT Desk /Shelf/ Seat / Back :The Work Tops is made of 25mm & Shelf & Back 18mm thick plain particle board. with 2mm thick PVC Edge ipping. Understructure :Combination 48Dia X1.6 T 75X25 and below the seat 40X20X1.6 ladder support for the seat tube Leg with PLB modesty for the front row. Seats – Frames Fixed with Prelaminate Partical Board Seats Non Grouting Design.		₹ 9,000	20%	18%	₹ 8,496.00
272	CLASROOM DESKING	FIRMO 3 SEATER FRONT BENCH	SIZE:- 1800W X 560D X 750HT Desk /Shelf/ Seat / Back :The Work Tops is made of 25mm & Shelf & Back 18mm thick plain particle board. with 2mm thick PVC Edge ipping. Understructure :Combination 48Dia X1.6 T 75X25 and below the seat 40X20X1.6 ladder support for the seat tube Leg with PLB modesty for the front row. Seats – Frames Fixed with Prelaminate Partical Board Seats Non Grouting Design.		₹ 16,000	20%	18%	₹ 15,104.00

Sr no.	Name of item Quoted	Item code as per catalogue	Specification	Indicative sketch/photograph of Furniture (Attach catalogue)	Basic Price(Rs)	Percentage of discount offered	Taxes as applicable	Net FOR price after discount
273	CLASROOM DESKING	FIRMO 3 SEATER MIDDLE BENCH	SIZE:- 1800W X 950D X 750HT Desk /Shelf/ Seat / Back :The Work Tops is made of 25mm & Shelf & Back 18mm thick plain particle board. with 2mm thick PVC Edge ipping. Understructure :Combination 48Dia X1.6 T 75X25 and below the seat 40X20X1.6 ladder support for the seat tube Leg with PLB modesty for the front row. Seats – Frames Fixed with Prelaminate Partical Board Seats Non Grouting Design.		₹ 21,000	20%	18%	₹ 19,824.00
274	CLASROOM DESKING	FIRMO 3 SEATER LAST BENCH - 2 SEATER	SIZE:- 1800W X 600D X 750HT Desk /Shelf/ Seat / Back :The Work Tops is made of 25mm & Shelf & Back 18mm thick plain particle board. with 2mm thick PVC Edge ipping. Understructure :Combination 48Dia X1.6 T 75X25 and below the seat 40X20X1.6 ladder support for the seat tube Leg with PLB modesty for the front row. Seats – Frames Fixed with Prelaminate Partical Board Seats Non Grouting Design.		₹ 11,000	20%	18%	₹ 10,384.00
275	CLASROOM DESKING	GRADUATE FRONT ROW FIXED SEAT - 2 SEATER	SIZE:- 1090L x 350D Specifications : Table top made up of 25mm thick prelaminated particle board with matching 2mm edge lipping.back rest is a combined construction of 40mm x 20mm MS -ERW rectangular tubes in powder coating finish and 130mm H x 18mm thk pre laminated BSL board with 2mm edge binding. Each continuous back rest will have one pre laminated panel and four rectangular tubes, all placed in a row and connected between press		₹ 17,000	20%	18%	₹ 16,048.00
276	CLASROOM DESKING	GRADUATE MIDDLE ROW FIXED SEAT - 2 SEATER	SIZE:- 1090L x 350D Specifications : Table top made up of 25mm thick prelaminated particle board with matching 2mm edge lipping.back rest is a combined construction of 40mm x 20mm MS -ERW rectangular tubes in powder coating finish and 130mm H x 18mm thk pre laminated BSL board with 2mm edge binding. Each continuous back rest will have one pre laminated panel and four rectangular tubes, all placed in a row and connected between press		₹ 23,000	20%	18%	₹ 21,712.00
277	CLASROOM DESKING	GRADUATE LAST ROW FIXED SEAT - 2 SEATER	SIZE:- 1090L x 350D Specifications : Table top made up of 25mm thick prelaminated particle board with matching 2mm edge lipping.back rest is a combined construction of 40mm x 20mm MS -ERW rectangular tubes in powder coating finish and 130mm H x 18mm thk pre laminated BSL board with 2mm edge binding. Each continuous back rest will have one pre laminated panel and four rectangular tubes, all placed in a row and connected between press		₹ 22,000	20%	18%	₹ 20,768.00

Sr no.	Name of item Quoted	Item code as per catalogue	Specification	Indicative sketch/photograph of Furniture (Attach catalogue)	Basic Price(Rs)	Percentage of discount offered	Taxes as applicable	Net FOR price after discount
278	CLASROOM DESKING	GRADUATE FRONT ROW FIXED SEAT - 3 SEATER	SIZE:- 1635L x 350D Specifications : Table top made up of 25mm thick prelaminated particle board with matching 2mm edge lipping.back rest is a combined construction of 40mm x 20mm MS -ERW rectangular tubes in powder coating finish and 130mm H x 18mm thk pre laminated BSL board with 2mm edge binding. Each continuous back rest will have one pre laminated panel and four rectangular tubes, all placed in a row and connected between press		₹ 23,500	20%	18%	₹ 22,184.00
279	CLASROOM DESKING	GRADUATE MIDDLE ROW FIXED SEAT - 3 SEATER	SIZE:- 1635L x 350D Specifications : Table top made up of 25mm thick prelaminated particle board with matching 2mm edge lipping.back rest is a combined construction of 40mm x 20mm MS -ERW rectangular tubes in powder coating finish and 130mm H x 18mm thk pre laminated BSL board with 2mm edge binding. Each continuous back rest will have one pre laminated panel and four rectangular tubes, all placed in a row and connected between press		₹ 34,000	20%	18%	₹ 32,096.00
280	CLASROOM DESKING	GRADUATE LAST ROW FIXED SEAT - 3 SEATER	SIZE:- 1635L x 350D Specifications : Table top made up of 25mm thick prelaminated particle board with matching 2mm edge lipping.back rest is a combined construction of 40mm x 20mm MS -ERW rectangular tubes in powder coating finish and 130mm H x 18mm thk pre laminated BSL board with 2mm edge binding. Each continuous back rest will have one pre laminated panel and four rectangular tubes, all placed in a row and connected between press		₹ 31,000	20%	18%	₹ 29,264.00
* WORKSTATION,MEETING TABLES,FST TABLES IMAGES ARE FOR REFERENCE ONLY.								
Note: -								
1. In case of any discrepancies between hard copy and soft copy, the duly signed hard copy shall be considered as final pricebid. 2. Attach extra sheet as many as required. 3. FOR prices must be upto IIT (BHU)Varanasi.								



freedom to work...

CONSUMER PRICE LIST

VERSION-9

Effective from :- 1st January 2021

DELHI GST No. 07AAACD2866J1ZK

U.P. GST No. 09AAACD2866J2ZF

PAN No. AAACD2866J

HSN Code. 9403

An ISO 9001, 14001, 18001, 45001 & 50001 Certified Company

DELITE KOM LIMITED

**Kukreja House, 46, 2nd Floor, Rani Jhansi Road, New Delhi - 110055 Telephone No. 011- 46287777
Web Site :- www.delitek.com.com, www.delitekitchen.com, Email :- delite@delitek.com.com**

For DELITE KOM LIMITED


Director/Authorised Signatory

ISO
9001, 14001,
180011 45001
& 50001
CERTIFIED
COMPANY

DELITE KOM LIMITED

CONSUMER PRICE LIST (PART-A)

VERSION - 9

w.e.f. 1st JANUARY 2021



S.No.	Model No.	PRODUCT DESCRIPTION	Price (Rs.)
1		AERO CONFERENCE TABLE per Person (675mm, Depth 550mm) Available in design A, B & C	
	DKC 570	A) Top made of 36 mm Post Formed & understructure on specially designed powder coated legs with wire management facility.	7,896
	DKC 571	A) Top made of 36 mm PLPB & understructure on specially designed powder coated legs with wire management facility.	7,625
	DKC 572	B) Top made of 25mm Post Formed & understructure on specially designed powder coated legs with wire management facility.	6,611
	DKC 573	B) Top made of 25mm PLPB & understructure on specially designed powder coated legs with wire management facility.	6,375
	DKC RW	Steel Racway of size 100 x 50mm (without electrical fittings) (Per Mtr.)	971
2		DELITE KOM SANGINI OFFICE ALMIRAH	
		A new range of office Almirah having auto closing imported hinges & spring loaded handle cum lock. Available in attractive Powder Coated Shades.	
	DKS 19A	Size 1980x910x480mm with 4 Shelves making 5 compartments	26,082
	DKS 19B	Size 1980x910x480mm with a locker & 2 Shelves.	27,333
	DKS 18PL	Size 900W x 450 x 1225H mm with 2 shelves making 3 compartments with top made of 18mm PLPB.	19,979
	DKS 18PF	Size: 900(W)x450(D)x1225(H)mm with 2 Shelves making 3 compartments with Top made of 25mm PFT.	20,785
	DK 1CA	1980x910x480mm with 4 shelves making 5 compartments	22,426
	DK 1CB	1270x760x430mm with 2 shelves making 3 compartments	15,284
	DK 2CA	1980x910x480mm with locker and two shelves	24,299
	DK 2CB	1270x760x430mm with locker and shelf	16,834
3		DELITE KOM BOSTON VERTICAL FILING CABINET	
		Filing cabinets fitted with imported telescopic slides duly Powder coated.	
	DKM 5002	2Drawer Filing Cabinet of size 464(W)x600(D)x720(H).	13,352
	DKM 5003	3Drawer Filing Cabinet of size 464(W)x600(D)x1025(H).	16,969
	DKM 5004	4Drawer Filing Cabinet of size 464(W)x600(D)x1330(H).	20,466
4		DELITE KOM BOSTON BOOK CASE	
	DKS 71	Bookcase 100% powder coated of size: 1745x915x325 with 4 doors having scissor mechanism.	20,466
5		DELITE KOM LIBRARY CABINET	
	DKS 99	Library Cabinet 100% powdercoated of Size:1980x910x480	27,954
6		MULTIPURPOSE CABINET	
	DKS 999	DELITE KOM multipurpose cabinet of size 78"x36"x19" with 4 shutters. Upper pair of shutters are with Glass and lower pair of shutters made of steel. Lower shutters have locking provision.	27,659

For DELITE KOM LIMITED

'Kukreja House', IInd Floor, 46, Rani Jhansi Road, New Delhi-110055
Tel. Nos.: 46287777, Website: www.delitek.com, www.delitekitchen.com,
Email: delite@delitek.com

Director/Authorised Signatory

S.No.	Model No.	PRODUCT DESCRIPTION	Price (Rs.)
7		DELITE KOM LOCKER CABINET	
	DKS 906A	1980x910x480mm (6 lockers) with provision of Pad Lock	26,689
	DKS 906B	1980x910x480mm (6 lockers) with Cam Lock	27,842
	DKS 906C	1980x910x480mm (6 lockers) with provision of Pad Lock (vertical locker with hanging rod.)	26,687
	DKS 906D	1980x910x480mm (6 lockers) with Cam Lock (vertical locker with hanging rod.)	27,842
	DKS 908A	1980x910x480mm (8 lockers) with provision of Pad Lock	27,078
	DKS 908B	1980x910x480mm (8 lockers) with Cam Lock	28,553
	DKS 912A	1980x910x480mm (12 lockers) with provision of Pad Lock	28,591
	DKS 912B	1980x910x480mm (12 lockers) with Cam Lock	30,882
	DKS 918A	1980x910x480mm (18 lockers) with provision of Pad Lock	30,792
	DKS 918B	1980x910x480mm (18 lockers) with Cam Lock	34,244
8		DELITE KOM LOCKER CABINET.	
		Overall size 1855(H)x380(W)x485 (D).	
	DKS 12E(i)	1 Locker of size (inner) 1805x380x445 (Provided with a Hanging Rod and shelf with provision of pad lock.	15,194
	DKS 12E(ii)	2 Lockers of size (inner) 900x380x445 (Provided with 2 Hanging Rod) with provision of pad lock.	16,160
	DKS 12E(iii)	4 Locker of size (inner) 450x380x445 with provision of pad lock.	16,504
	DKS 12E(iv)	6 Locker of size (inner) 300x380x445 with provision pad lock.	17,650
9		Overall size 1855(H)x380(W)x485 (D).	
	DKS 12G(i)	1 Locker of size (inner) 1805x380x445 (Provided with a Hanging Rod and shelf with provision of cam lock..	15,438
	DKS 12G(ii)	2 Lockers of size (inner) 900x380x445 (Provided with 2 Hanging Rod) with provision of cam lock.	16,648
	DKS 12G(iii)	4 Locker of size (inner) 450x380x445 with provision of cam lock.	17,480
	DKS 12G(iv)	6 Locker of size (inner) 300x380x445 with provision cam lock.	19,114
	DKS 12S1	Stand For 1 Locker.	1,625
	DKS 12S2	Stand For 2 Lockers.	2,082
10		DELITE KOM OPEN TYPE STEEL RACK.	
	DKS 13A	2400x910x450mm (7 Shelves).	15,020
	DKS 13B	2100x910x375mm (6 shelves).	10,071
	DKS 13C	1800x910x375mm (5 shelves).	8,544
	DKS 13D	750x910x375mm (3 shelves).	4,898

DELITE KOM LIMITED

CONSUMER PRICE LIST (PART-A)

VERSION - 9

w.e.f. 1st JANUARY 2021



S.No.	Model No.	PRODUCT DESCRIPTION	Price (Rs.)
11		DELITE KOM CLOSE TYPE STEEL RACK.	
	DKS 14A	2400x910x450mm (7 Shelves).	22,674
	DKS 14B	2100x910x375mm (6 shelves).	15,486
	DKS 14C	1800x910x375mm (5 shelves).	14,153
	DKS 14D	750x910x375mm (3 shelves).	6,875
12		Library Shelving Racks	
		100% Powder Coated Sides & shelves made up of 0.8mm CRCA having 5 Shelves making 6 compartments overall height 2045mm.	
	DKS 81	Single Side Main Unit of size: 910(W) x 381(D)	21,927
	DKS 82	Single Side Add On Unit of size: 910(W) x 381(D)	20,948
	DKS 83	Both Side of Main Unit of size: 910(W) x 550(D)	40,607
	DKS 84	Both Side of Add On Unit of size: 910(W) x 550(D)	38,817
13		DELITE KOM INFINITY COMPACT STORAGE SYSTEM	
		Manual /push & pull 100% Epoxy Powder Coated, with Label Holder, Stopper Lock, 4 nos. Adjustable Shelves making 5 compartments, Single Key Locking with overall height of 2080mm consisting of:	
	DK SFK1	1 Bay Single Unit Static (910 W x 455 D)mm	19,171
	DK DMK1	1 Bay Double Unit Movable (910 W x 910 D)mm	39,617
	DK SMK1	1 Bay Single Unit Movable (910 W x 455 D)mm	21,246
14		Mechanical drive 100% Epoxy Powder Coated with Label Holder Stoppper lock, 4 nos. Adjustable Shelves making 5 compartments rotating 3 Pronged Handle with single key locking overall height of 2080mm consisting of:	
	DK SFDK1	1 Bay Single Unit Static (910 W x 455 D)mm	20,496
	DK DMDK1	1 Bay Double Unit Movable (910 W x 910 D)mm	47,803
	DK SMDK1	1 Bay Single Unit Movable (910 W x 455 D)mm	30,557
	DK SFDK2	2 Bay Single Unit Static (1820 W x 455 D)mm	36,868
	DK DMDK2	2 Bay Double Unit Movable (1820 W x 910 D)mm	87,108
	DK SMDK2	2 Bay Single Unit Movable (1820 W x 455 D)mm	56,114
	DK SFDK3	3 Bay Single Unit Static (2730 W x 455 D)mm	52,646
	DK DMDK3	3 Bay Double Unit Movable (2730 W x 910 D)mm	1,25,851
	DK SMDK3	3 Bay Single Unit Movable (2730 W x 455 D)mm	76,610
	DK SFDK4	4 Bay Single Unit Static (3640 W x 455 D)mm	70,193
	DK DMDK4	4 Bay Double Unit Movable (3640 W x 910 D)mm	1,63,225
	DK SMDK4	4 Bay Single Unit Movable (3640 W x 455 D)mm	97,763

S.No.	Model No.	PRODUCT DESCRIPTION	Price (Rs.)
15		Manual /push & pull 100% Epoxy Powder Coated, with Label Holder, Stopper Lock, 5 nos. Adjustable Shelves making 6 compartments, Single Key Locking with overall height of 2400mm consisting of:	
	DK SFK1	1 Bay Single Unit Static (910 W x455 D)mm	25,109
	DK DMK1	1 Bay Double Unit Movable (910 W x910 D)mm	45,813
	DK SMK1	1Bay Single Unit Movable (910 W x 455 D)mm	28,809
16		Mechanical drive 100% Epoxy Powder Coated with Label Holder Stoppper lock, 5 nos. Adjustable Shelves making 6 compartments rotating 3 Pronged Handle with single key locking overall height of 2400mm consisting of:	
	DK SFDK1	1 Bay Single Unit Static (910 W x455 D)mm	25,109
	DK DMDK1	1 Bay Double Unit Movable (910 W x910 D)mm	58,678
	DK SMDK1	1Bay Single Unit Movable (910 W x 455 D)mm	37,837
	DK SFDK2	2 Bay Single Unit Static (1820 W x 455 D)mm	46,197
	DK DMDK2	2 Bay Double Unit Movable (1820 W x910 D)mm	94,306
	DK SMDK2	2 Bay Single Unit Movable (1820 W x 455 D)mm	61,396
	DK SFDK3	3 Bay Single Unit Static (2730 W x 455 D)mm	66,654
	DK DMDK3	3 Bay Double Unit Movable (2730 W x 910 D)mm	1,32,693
	DK SMDK3	3 Bay Single Unit Movable (2730 W x 455 D)mm	85,983
	DK SFDK4	4 Bay Single Unit Static (3640 W x 455 D)mm	86,378
	DK DMDK4	4 Bay Double Unit Movable (3640 W x 910 D)mm	1,73,423
	DK SMDK4	4 Bay Single Unit Movable (3640 W x 455 D)mm	1,09,073
17		Mechanical drive 100% Epoxy Powder Coated with Label Holder Stoppper lock, 7 nos. Adjustable Shelves making 8 compartments rotating 3 Pronged Handle with single key locking overall height of 3000mm consisting of:	
	DK SFDK1	1 Bay Single Unit Static (910 W x455 D)mm	30,607
	DK DMDK1	1 Bay Double Unit Movable (910 W x910 D)mm	68,522
	DK SMDK1	1Bay Single Unit Movable (910 W x 455 D)mm	43,335
	DK SFDK2	2 Bay Single Unit Static (1820 W x 455 D)mm	56,593
	DK DMDK2	2 Bay Double Unit Movable (1820 W x910 D)mm	1,12,933
	DK SMDK2	2 Bay Single Unit Movable (1820 W x 455 D)mm	71,792
	DK SFDK3	3 Bay Single Unit Static (2730 W x 455 D)mm	81,947
	DK DMDK3	3 Bay Double Unit Movable (2730 W x 910 D)mm	1,59,690
	DK SMDK3	3 Bay Single Unit Movable (2730 W x 455 D)mm	1,01,276

S.No.	Model No.	PRODUCT DESCRIPTION	Price (Rs.)
	DK SFDK4	4 Bay Single Unit Static (3640 W x 455 D)mm	1,06,341
	DK DMDK4	4 Bay Double Unit Movable (3640 W x 910 D)mm	2,09,238
	DK SMDK4	4 Bay Single Unit Movable (3640 W x 455 D)mm	1,29,036
18		RAILS	
	DK R1	Pair of Guide rails of 'J' section per meter (for 1 & 2 Bay)	4,955
	DK R2	Triple Guide rails of 'J' section per meter (for 3 & 4 Bay)	7,430
19		ACCESSORIES	
	DKS A20	Additional shelf (per piece)	1,119
	DKS A21	Additional shelf with stiffener (per piece)	1,343
	DKS A22	Optional doors with snap shut handle cum lock (per unit)	6,205
	DKS A23	Optional doors with 3way S type lock	5,580
20		DELITE KOM LATERAL FILING CABINET	
		Lateral filling cabinet with anti tilt and anti tipping mechanism allowing only 1 drawer to open at one time with Steel top.	
	DKM 5052	2 Drawer Lateral Filing cabinet of size 900(w)x450(D)x720(H)	19,025
	DKM 5053	3 Drawer Lateral Filing cabinet of size 900(w)x450(D)x1052(H)	26,141
	DKM 5054	4 Drawer Lateral Filing cabinet of size 900(w)x450(D)x1330(H)	29,079
21		DELITE KOM LATERAL FILING CABINET	
		Lateral filling cabinet with anti tilt and anti tipping mechanism allowing only 1 drawer to open at one time with steel top	
	DKM 5062	2 Drawer Lateral Filing cabinet of size 900(w)x450(D)x745(H)	20,812
	DKM 5063	3 Drawer Lateral Filing cabinet of size 900(w)x450(D)x1077(H)	27,929
	DKM 5064	4 Drawer Lateral Filing cabinet of size 900(w)x450(D)x1355(H)	30,866
22		DELITE KOM SLIDING DOOR CABINET Sliding door cabinet for space saving with steel doors.	18mm PLPB TOP
	DSDC 72	1800X910X500mm with steel top	23,239
	DSDC 53	1330x910x500mm	17,613
	DSDC 36	910x910x500mm	13,404
	DSDC 27	680x910x430mm	12,512

For DELITE KOM LIMITED

'Kukreja House', 11nd Floor, 46, Rani Jhansi Road, New Delhi-110055
Tel. Nos.: 46287777, Website: www.delitekom.com, www.delitekitchen.com,
Email: delite@delitekom.com

DELITE KOM LIMITED

CONSUMER PRICE LIST (PART-A)

VERSION - 9

w.e.f. 1st JANUARY 2021



S.No.	Model No.	PRODUCT DESCRIPTION	Price (Rs.)
23		DELITE KOM SLIDING DOOR CABINET for space saving with glass doors.	
	DSDC 72G	1800X910X500mm with steel top	23,190
	DSDC 53G	1330x910x500mm	19,671
	DSDC 36G	910x910x500mm	14,993
	DSDC 27G	680x910x430mm	13,914
24		DELITE KOM COMPUTER VDU TABLE.	
	DCF 101A	900x600x750	8,950
	DCF 101B	900x750x750	9,890
	DCF 101C	1200x600x750	10,278
	DCF 101D	1200x750x750	11,216
25		DELITE KOM PRINTER TABLES.	
	DCF 102A	600x600x650	7,610
	DCF 102B	700x750x650	7,976
26		DELITE KOM VDU TABLE WITH STORAGE UNIT.	
	DCF 105A	1200x600x750	15,769
	DCF 105B	1200x750x750	16,405
27		DELITE KOM VDU CUM PRINTER TABLE.	
	DCF 121	1200x600x750	11,103
	DCF 111	CORNER PIECE.	2,485
28		ACCESSORIES. (Optional)	
	DCF 1010	Adjustable Shelf made of 18mm Particle Board.	
29		DELITE KOM COMPUTER WORKSTATION.	
	DCF 1003	A unique 'C' shaped Computer Workstation suitable for home as well as office, of size 900x600mm having Sliding Key Board on Roller Channel, CPU holding Stand and concealed wire management system with top thickness of 18mm.	7,101
	DCF 1006	A unique 'C' shaped Computer Workstation of size 1500x600mm standing on 3 vertical having sliding Key Board on Roller Channel, CPU holding Stand concealed Wire Management System and a 3 drawer box with top thickness of 18mm.	14,196
30		DELITE KOM OFFICE TABLES.	25mm PLPB Top
	DK 201A	900x600x750	10,658
	DK 201B	1200x600x750	12,543

DELITE KOM LIMITED

CONSUMER PRICE LIST (PART-A)

VERSION - 9

w.e.f. 1st JANUARY 2021



S.No.	Model No.	PRODUCT DESCRIPTION	Price (Rs.)
	DKT 202	Steel table of size:1350x675x750 with double pedestal	18,360
	DKT 204A	1650x850x750mm double pedestal and back covered.	22,136
	DKT 204B	1800x900x750mm double pedestal and back covered.	24,112
31		STEEL TABLE SINGLE PEDESTAL & BACK COVERED.	
	DKT 211A	900x600x750mm	12,444
	DKT 211B	1200x600x750mm	14,216
	DKT 211C	1350x675x750mm	16,144
	DKT 212	Steel table double pedestal Back covered in 1350x675x750mm	19,990
32		DELITE KOM OFFICE AUTOMATION TABLE.	25mm PLPB Top
	DKT 2001	1200x600x750mm	13,991
	DKT 2002	1200x600x750mm with side unit of the size 900x450x700mm	16,045
	DKT 2003	1500x750x750mm	19,934
	DKT 2004	1500x750x750mm with side unit of size 900x450x700mm	23,513
	DKT 2005	1800x900x750mm	24,903
	DKT 2006	1800x900x750mm with side unit of size 900x450x700mm	27,720
	DKT 2007	1800x1050x750mm	28,185
	DKT 2008	1800x1050x750mm with side unit of size 900x450x700mm	31,517
	DKT 2009	2100x1050x750mm	32,491
	DKT 2010	2100x1050x750mm with side unit of size 900x450x700mm	35,788
	DSU 2007	Side unit with both side legs of 900x450x700mm	7,799
33		LEGEND SERIES (Top 25mm)	25mm PLPB Top
	DKT 9004	Table size 1200x600x745 mm with 3 drawer box	13,613
	DKT 9004S	Table size 1200x600x745 mm with Openable Shutter Box on Side Unit only	17,224
	DKT 9005	Table size 1500x750x745 mm with 3 Drawer Box and Openable Shutter	19,537
	DKT 9005S	Table size 1500x750x745mm with 3 Drawer Box on Main Table and Side Unit with Openable Shutter.	25,134
	DKT 9006	Table size 1800x900x745 mm with 3 Drawer Box and Openable Shutter	22,906
	DKT 9006S	Table size 1800x900x745 mm with 3 Drawer Box on Main Table and Side Unit with Openable Shutter	28,503
	DKT 9007S	Table size 2100x1050x745 mm with Side Unit with 3 Drawer Box on Main Table and Side Unit with Openable Shutter.	31,716

S.No.	Model No.	PRODUCT DESCRIPTION	Price (Rs.)
34		MERIDAN SERIES (Top 25mm)	25mm PLPB Top
	DKT 8004	Table size 1200x600x745 mm with 3 drawer box	14,293
	DKT 8004S	Table size 1200x600x745 mm with Openable Shutter Box on Side Unit only	18,081
	DKT 8005	Table size 1500x750x745 mm with 3 Drawer Box and Openable Shutter	20,514
	DKT 8005S	Table size 1500x750x745mm with 3 Drawer Box on Main Table and Side Unit with Openable Shutter.	26,393
	DKT 8006	Table size 1800x900x745 mm with 3 Drawer Box on Main Table and with Openable Shutter.	24,053
	DKT 8006S	Table size 1800x900x745 mm with 3 Drawer Box on Main Table and Side Unit with Openable Shutter	29,932
	DKT 8007S	Table size 2100x1050x745 mm with Side Unit with 3 Drawer Box on Main Table and Side Unit with Openable Shutter.	33,306
35		LETTER BOX	
	DKLB01	Letter Box as per design of size 400 x 100 x 450mm (WxDxH) with lock made of CRCA sheet duly powder coated	2,745
36	DKSD 165	Students Desk of size 1066mm(w) x 930mm(d) x 760/452mm . with top 18mm PLPB, understructure 25mm square pipe duly powder coated. Front panel cum tray is made of 0.8mm CRCA sheet and front face is imbossed. Additional front panel with perforation.	
		With Shelves	15,860
	DKSD 355	Students Desk with top 18mm PLPB, understructure 25mm square pipe powder coated of size 1350(L)x800(H)x840(W)	14,729
	DKSD 356	Students Desk of size 1066mm(w) x 930mm(d) x 760/452mm . Frame made of 25mm x 50mm pipe and 25mm x 25mm square pipe. Front panel cum tray made of .8 mm sheet and front face is embossed. Additional front panel with perforation and with tube. Desktop, seat and back made of 18 mm prelaminate particle board. Hooks are on both sides. All steel components are duly powder	17,178
	DKSD 357	Student Desk of size 1100mm(l) x 900mm(d) x 800/450mm (h) . Frame made up of 25 mm x 25mm sq pipe and back frame is made up of 25.4 mm dia round pipe. Seat, Back and Desk top is made up of 18 mm prelaminate board . Front facia of desk and sides are perforated . The desk having shoe rest and two hanger hooks on both sides.. All steel componets are power coated.	16,717
37	Special Heavy Duty Steel Cot	Overall size: 1892 L x 950 W x 460 H (mm) Material description: - a) Leg frame tube 50.8x25.4x1.60 (mm) (16 swg) ERW rectangular tube and side frame thickness 50.8x50.8 x1.6 mm b) Four number of support members 25x25mmx1.6mm thick ERW square tube. c) Angle support of 25.0x25.0x3.0 (mm) on head and leg side and the two long sides. d) 19mm thick (IS 710) water proof plywood (century, kit ply, green or equivalent etc.) with a protective layer of melamine on top and below the plywood with IS signs and company mark should be clearly visible. e) All steel parts powder coated 50 to 60 microns (IS 13871) after pretreatment. f) Head and tail side need not be raised above the mattress level if this are raised above the top plywood level. g) 8 numbers of connectors connecting the top frame to legs with structural member equivalent to the top frame size and thickness of 100 mm and 16 swg respectively minimum inner sides or right-angle members i.e. leg and top frame. h) Nylon shoes for all four legs. i) Any color j) With rigid stiffener without corner	14,340

For DELITE KOM LIMITED

Director/Authorised Signatory

S.No.	Model No.	PRODUCT DESCRIPTION	Price (Rs.)
38	Special Heavy Duty STUDY TABLE	<p>Overall size: 915 L x 700 B x 762 H (mm) Material description: -</p> <p>a) Main top writing surface board is made of 19mm thick water proof plywood BIS marked (century, kit ply, green or equivalent etc.) the top surface and the surface below the top are laminated with 1mm thick and 0.5 mm thick lamination of the desired shade and balancing white respectively. The open edges on all the four sides of the top are duly edge banded with PVC tape of 2mm thickness on a through feed machine.</p> <p>b) Tubular frame of the study table is made of 25.4x25.4 (mm) Square section CRAC ERW (Electric Resistance Welded) tubes in thickness of 1.6mm.</p> <p>c) Single Drawer unit made of 22gauge (0.8mm thick) CRAC Sheet IS 513. Drawer with telescopic channel for easy smooth movement. Good quality drawer Hasp and staple (kunda) & handle, overall size of storage unit is not less than 250(W)x375(D)x100(H) (mm).</p> <p>d) Good Quality nylon shoes and cap.</p> <p>e) All steel parts should be powder coated in 50 to 60 microns (IS 13871) after pretreatment.</p> <p>f) Any color</p> <p>g) The top board is projected by 25mm from all the sides.</p> <p>h) Joint must be welded/Use of screw is not allowed.</p>	8,855
39	Special Heavy Duty Study Chair	<p>Overall size: 910 H x 500 W x 560 D (mm)</p> <p>Material description: -</p> <p>a) Chair frame made of Dia 25.4mm x 1.61 mm (16 swg) thick MS ERW round tube.</p> <p>b) Seat Size not less than 400.0 (W) X 410.0 (D) (mm) and backrest size not less than 400.0 (W) x 310.0 (H) (mm).</p> <p>c) For the seat and backrest use pre-molded well contoured, ergonomically designed plywood in (IS 710) 19mm thick. Duly laminated with approved shade of lamination of 0.5 mm thickness. The seat and back would be laminated from both sides.</p> <p>d) The open edges are edge banded with PVC lipping not less than 2mm thick.</p> <p>e) Good Quality teak wood handles with PU coating. Size of handle 50 (W) X 25 (D) x 310 (L) (mm).</p> <p>f) Good Quality nylon shoes and cap.</p> <p>g) All steel parts should be powder coated in 50 to 60 microns (IS13871) after pretreatment.</p> <p>h) Any color</p> <p>i) Joint must be welded/Use of screw is not allowed.</p>	5,738
40		LABORATORY FURNITURE	
		Floor Mounted Storage + Drawer Unit Thickness of steel 0.8mm thick duly Epoxy Powder Coated, Drawer moves on Telescopic Channel (without stand).	
	DKL F45	675(h)x450(w)x570(d) F-450-with One Openable Shutter + 1 Drawer	10,185
41	DKL F60	675(h)x600(w)x570(d) F-600-with Two openable Shutters + 1 Drawer	12,129
	DKL F90	675(h)x900(w)x570(d) F-900-with Two openable Shutters + 1 Drawer	14,496
	DKL FC90	675(h)x900(w)x570(d) F-C-900-with Openable Shutter	16,210
42		Sink Unit	
	DKL S90	Sink Unit - F-SU-900- with Openable Shutters with Stainless Steel Sink 900(w)x570(d)x675(h)	26,467
	DKL S60	Sink Unit - F-SU-600- with Openable Shutters with Stainless Steel Sink 600(w)x570(d)x675(h)	24,945
43		Side Cover Panel of 0.8mm thick steel sheets duly (Epxoy Powder Coated)	
	DKL C60	600D	945
	DKL C90	900D	1,317
	DKL C75	750D	1,131

For DELITE KOM LIMITED

S.No.	Model No.	PRODUCT DESCRIPTION	Price (Rs.)
44		Legspace	
	DKL L60 D	600(w)x480(d)x675(h) 600m with slim drawer, 675(h)mm	4,153
	DKL L75 D	750(w)x480(d)x675(h) 750m with slim drawer, 675(h)mm	4,913
	DKL L60	600(w)x480(d)x675(h) 600m without drawer, 675(h)mm	884
45		Steel Overhead Cabinet door and Shelves 0.8mm thick CRC Steel Sheets and rest of the body 0.8mm thick duly epoxy powder coated.	
	DKL 060	T-600-with One Shelf + Openable Shutter of Size 643(h)x600(w)x320(d)	8,570
	DKL 060G	T-600-With One Shelf + Glass Openable Shutter of size 643(h)x600(w)x320(d)	9,028
	DKL 090G	T-900-with One Shelf+ Glass Openable Shutter of size 643(h)x900(w)x320(d)	10,645
	DKL 090	T-900- with One Shelf + Openable Shutter of size 675(h)x900(w)x550(d)	12,271
	DKL CU	Corner Unit Pentagon of size 600x600x300x300	12,500
46		Understructure Steel Stand legs SquirePipe Of 25mm and angle of 25mmx25mm duly epoxy powder coated.	
	DKL U45	F-450	1,891
	DKL U60	F-600	2,342
	DKL U90	F-900	2,925
47		Reagent Shelf 2 tier, Shelves and vertical member 0.8 mm thick CRC steel sheets duly epoxy powder coated.	
		Main Module	
	DKL R180	1800(w)x300(d)x643(h) (L-1800)	17,199
	DKL R150	1500(w)x300(d)x643(h) (L-1500)	14,356
	DKL R120	1200(w)x300(d)x643(h) (L-1200)	12,500
	DKL R90	900(w)x300(d)x643(h) (L-900)	11,113
48		Add-on Module (Same as above specification of main module)	
	DKL RA180	1800x300 (L-1800)	13,887
	DKL RA150	1500x300 (L-1500)	11,573
	DKL RA120	1200x300 (L-1200)	9,727
	DKL RA 90	900x300 (L-900)	8,100
49		Service Line Stand	
	DKL SL	25x25x682mm (900P-type D-300mm)	1,387
	DKL GR	Top Granite 18mm Polished (Per Sqm.)	11,289
	DKL SRE	Steel Raceway (without electrical fittings) 100x50mm	971

S.No.	Model No.	PRODUCT DESCRIPTION	Price (Rs.)
50		LABORATORY TABLE	
		Lab Table of size 2400 x 1200 mm with granite top & 4 Nos. of Drawer Pedestal	82,960
51		C Frame Lab Furniture	
	B X H	C-LEG - 66 x 33 x 2MM THICKNESS.	
	DK CL 065 75	C-Leg - 600(D) x 750(H)	2,290
	DK CL 075 75	C-Leg - 750(D) x 750(H)	2,643
	DK CL 075 90	C-Leg - 750(D) x 900(H)	2,818
	DK CL 090 90	C-Leg - 900(D) x 900(H)	3,171
52		HORIZONTAL MEMBER 66 x 33 x 2MM THICKNESS	
	DK CH 150	1500(L)	1,762
	DK CH 135	1350(L)	1,585
	DK CH 120	1200(L)	1,409
	DK CH 105	1050(L)	1,057
	DK CH 090	900(L)	
53	W X H	MODESTY PANEL 1MM THICK, CRCA SHEET 750MM HT.	
	DK CM 150 75	1500(W) x 750(H)mm	3,578
	DK CM 135 75	1350(W) x 750(H)mm	3,234
	DK CM 120 75	1200(W) x 750(H)mm	2,885
	DK CM 105 75	1050(W) x 750(H)mm	2,539
	DK CM 090 75	900(W) x 750(H)mm	2,194
54	W X H	MODESTY PANEL 1MM THICK, CRCA SHEET 900MM HT.	
	DK CM 150 90	1500(W) x 900(H)mm.	4,249
	DK CM 135 90	1350(W) x 900(H)mm.	3,837
	DK CM 120 90	1200(W) x 900(H)mm.	3,426
	DK CM 105 90	1050(W) x 900(H)mm.	3,015
	DK CM 090 90	900(W) x 900(H)mm.	2,604

For DELITE KOM LIMITED

'Kukreja House', IInd Floor, 46, Rani Jhansi Road, New Delhi-110055
Tel. Nos.: 46287777, Website: www.delitekom.com, www.delitekitchen.com,
Email: delite@delitekom.com

Director/Authorised Signatory



DELITE KOM LIMITED

CONSUMER PRICE LIST (PART-A)

VERSION - 9

w.e.f. 1st JANUARY 2021



S.No.	Model No.	PRODUCT DESCRIPTION	Price (Rs.)
55	W X H	STEEL STORAGE 0.8MM THICK, 485MM HT, DEPTH 530MM	
A	DK CH 3D 045 48	3 DRAWER 450(W) x 530(D) x 485(H)mm	10,980
B	DK CH 2S 060 48	2 SHUTTER 600(W) x 530(D) x 485(H)mm	9,821
C	DK CH 2S 075 48	2 SHUTTER 750(W) x 530(D) x 485(H)mm	10,858
D	DK CH 2S 090 48	2 SHUTTER 900(W) x 530(D) x 485(H)mm	11,834
E	DK CH CP 090 48	CORNER PENTAGON WITH SINGLE SHUTTER. 900(W1) x 900 (W2) x 530(D) x 485H	13,420
F	DK CH SU 075 48	SINK UNIT WITH 2 SHUTTER 750(W) x 530(D) x 485(H)	21,228
G	DK CH SU 090 48	SINK UNIT WITH 2 SHUTTER 900(W) x 530(D) x 485(H)	21,960
56	W X H	STEEL STORAGE 0.8MM THICK, 635MM HT, DEPTH 530MM.	
A	DK CH 3D 045 63	3 DRAWER 450(W) x 530(D) x 635(H)mm	11,285
B	DK CH 1D 1S 045 63	1 DRAWER + 1 SHUTTER 450(W) x 530(D) x 635(H)mm	9,211
C	DK CH 1D 2S 060 63	1 DRAWER + 2 SHUTTER 600(W) x 530(D) x 635(H)mm	10,980
D	DK CH 1D 2S 075 63	1 DRAWER + 2 SHUTTER 750(W) x 530(D) x 635(H)mm	12,200
E	DK CH 1D 2S 090 63	1 DRAWER 2 SHUTTER 900(W) x 530(D) x 635(H)mm	13,115
F	DK CH CP 090 63	CORNER PENTAGON WITH SINGLE SHUTTER. 900(W1) x 900 (W2) x 530(D) x 635H	14,640
G	DK CH SU 075 63	SINK UNIT WITH 2 SHUTTER 750(W) x 530(D) x 635(H)	23,180
H	DK CH SU 090 63	SINK UNIT WITH 2 SHUTTER 900(W) x 530(D) x 635(H)	23,912

GST No. 07AAACD2866J1ZK

Terms & Conditions

- 1) Special discount @15% on above mentioned price of Furniture Items.
- 2) GST@18% shall be charged extra.
- 3) Delivery F.O.R. Department/Office Concerned of IIT(BHU) Varanasi, Uttar Pradesh within the period of 2-4 weeks for General Delivery and 6-8 weeks for Bulk purchase from the time of date of issues of purchase order.
- 4) Warranty TWO YEARS against any manufacturing defects.
- 5) Payment 100% after receipt of supply of material in good conditions with regard to quality and quantity (and installation after assembling).

For DELITE KOM LIMITED
Director/Authorised Signatory

DELITE KOM LIMITED

CONSUMER PRICE LIST (PART-B)

VERSION - 9

w.e.f. 1st JANUARY 2021



S.No.	Model No.	PRODUCT DESCRIPTION	Price (Rs.)
1		VERSATILE CONFERENCE TABLE Per Person (675mm, Depth 550mm)	
	(Design A) DKC 500	Top made of 36 mm Post Formed, vertical 25 Post formed & Modesty in 18mm Pre Laminated Particle Board	8,591
	(Design B) DKC 501	Top made of 36 mm PLPB, vertical 25 PLPB & Modesty in 18mm Pre Laminated Particle Board	8,280
	(Design C) DKC 502	Top made of 25mm Post Formed, vertical & Modesty in 18mm Pre Laminated Particle Board	7,658
	(Design D) DKC 503	Top made of 25mm PLPB, vertical & Modesty in 18mm Pre Laminated Particle Board	7,418
2		Conference Table, top 36mm Post Formed vertical 25mm Post Formed, Modesty 18mm PLPB .	
	DKC 510	A) 10 seater of overall size: 3225x1200x750mm	85,905
	DKC 512	B) 12 seater of overall size: 3900x1200x750mm	1,03,086
	DKC 516	C) 16 seater of overall size: 5250x1200x750mm	1,37,448
3		Conference Table, top 36mm PLPB vertical 25mm PLPB , Modesty 18mm PLPB .	
	DKC 520	A) 10 seater of overall size: 3225x1200x750mm	82,800
	DKC 522	B) 12 seater of overall size: 3900x1200x750mm	99,360
	DKC 526	C) 16 seater of overall size: 5250x1200x750mm	1,32,480
4		Conference Table, top made of 25mm PFT vertical and modesty18mm PLPB .	
	DKC 560	A) 10 seater of overall size: 3225x1200x750mm	76,579
	DKC 562	B) 12 seater of overall size: 3900x1200x750mm	91,894
	DKC 566	C) 16 seater of overall size: 5250x1200x750mm	1,22,526
5		Conference Table, top made of 25mm PLPB vertical and modesty18mm PLPB .	
	DKC 590	A) 10 seater of overall size: 3225x1200x750mm	74,175
	DKC 592	B) 12 seater of overall size: 3900x1200x750mm	89,010
	DKC 593	C) 16 seater of overall size: 5250x1200x750mm	1,18,680

DELITE KOM LIMITED

CONSUMER PRICE LIST (PART-B)

VERSION - 9

w.e.f. 1st JANUARY 2021



S.No.	Model No.	PRODUCT DESCRIPTION	Price (Rs.)
6		Single Piece Conference Table, top with 25mm PVC edge banded tape with understructure in 18mm Pre Laminated Particle Board	
	DKC 575	a) 1800x900mm	18,752
	DKC 576	b) 2300x1100mm	23,256
7		ANGELO SERIES CONFERENCE TABLE Conference table as per design with 37mm thick top having aluminium beeding on the edge. The understructure of the table is made of aluminium legs and modesty in 18mm laminated chip board. The table has the provision of metal cable tray in center.	
A)	DKC 580	1800x800/900x750mm (for 6 persons) (WxDxH)	29,409
B)	DKC 581	2400x900/1200x750mm (for 8 persons) (WxDxH)	39,213
C)	DKC 582	3000x900/1200x750mm (for 10 persons) (WxDxH)	52,251
D)	DKC 583	3600x900/1200x750mm (for 12 persons) (WxDxH)	58,735
E)	DKC 584	4200x900/1200x750mm (for 12 persons) (WxDxH)	64,899
8		RECEPTION TABLE	
	DKR 1A	(a) 1500x700x750/1050mm, Desk Model R-1	37,746
	DKR 1B	(b) Side Table of overall size 500x300x585mm, Desk Model R-1	9,119
8(A)		1400x706x750/1050mm	
	DKR 2A	a) Desk Model R-2, Single Module	31,740
	DKR 2B	b) Desk Model R-2, Double Module	58,851
	DKR 2C	c) Desk Model R-2, Triple Module	88,269
9		EDEN SERIES TABLE	
		EDEN TABLE, top with 25mm Pre Laminated Particle Board, PVC Edge Banded Tape with understructure in 18mm Pre Laminated Particle Board supported on studs duly Powder Coated.	
	DKT 801	a) Main Table, size 2000x1000x750mm.	33,925
	DKT 802	b) Side Unit, size 1380x600x750mm.	21,275
	DKT 803	c) Back Unit, size 1550x450x750mm.	37,950

'Kukreja House', IInd Floor, 46, Rani Jhansi Road, New Delhi-110055
Tel. Nos.: 46287777, Website: www.delitekom.com, www.delitekitchen.com

Email: delite@delitekom.com

DELITE KOM LIMITED

CONSUMER PRICE LIST (PART-B)

VERSION - 9

w.e.f. 1st JANUARY 2021



S.No.	Model No.	PRODUCT DESCRIPTION	Price (Rs.)
10		ICON SERIES TABLE	
		Main table as per design without drawers having top in 25 mm with verticals and modesty in 18 mm laminated chip board.	
	DKP 3032	900X600X740mm	7,439
	DKP 3042	1200X600X740mm	9,968
	DKP 3043	1350X600mm	11,219
	DKP 3053	1500X750X740mm	12,909
	DKP 3063	1800X900X740mm	18,337
	DKP 3073	2100X900X740mm	20,104
	DKP 3084	2400X1050X740mm	22,281
10A		DRAWERS	
	DKP 01	Drawer unit of size 450X575X560mm (WxDxH) having three equal drawers. Drawer Body made up of 18 mm laminated chip board.	12,869
	DKP 51	Drawer unit of size 450x575x710mm(WxDxH) having two drawers and one filing cabinet. Drawer cabinet made of 18 mm laminated chip board.	11,247
10B		SIDE UNITS	
	DSU 14 (DKP300A)	Side unit of overall Size 900 x 450 x 725mm (WxDxH) with top hung with one openable shutter unit.	7,475
	DSU 02 (DKP300C)	Side unit of overall Size 900 x 450 x 725mm (WxDxH) with two openable shutters.	15,945
10C		BACK UNIT	
	DKB 02	Back unit of overall Size 1500 x 450 x 750mm (WxDxH) with two single openable shutters at two ends and three pull drawers at the center.	23,631
11		TRIUMPH SERIES TABLE	
	DKT 4001	Main Table as per design of overall size 2850x1200x750mm(WxDxH) with side unit of size 1200 x 450 x 685(WxDxH) having pedestal of size 450x750x685 (WxDxH) consisting of 2 drawer and 1 filing fixed on studs	1,03,675

For DELITE KOM LIMITED

Director/Authorised Signatory

'Kukreja House', IInd Floor, 46, Rani Jhansi Road, New Delhi-110055
Tel. Nos.: 46287777, Website: www.delitekom.com , www.delitekitchen.com,
Email: delite@delitekom.com

DELITE KOM LIMITED

CONSUMER PRICE LIST (PART-B)

VERSION - 9

w.e.f. 1st JANUARY 2021



S.No.	Model No.	PRODUCT DESCRIPTION	Price (Rs.)
11A		TRIUMPH SERIES BACK UNIT	
	DKB 91	Back unit as per design of overall Size 1800x450x750mm (WxDxH) having single openable shutters at both ends made up of 18mm laminated chip board and two glass shutters in the middle.	36,432
	DKB 94	Back unit as per design of overall Size 2500x500x2100mm (WxDxH) having 4 single openable shutters at the bottom made up of 18mm laminated chip board and two tower glass unit of size 500(W) x500(D)x1350(H) at both ends.	76,065
	DKB 92	Back unit as per design of overall Size 1000x480x2100mm (WxDxH) having two openable shutters at bottom made up of 18mm laminated chip board and two glass openable shutters on top.	38,665
12		EUREKA SERIES MAIN TABLE WITH SIDE UNIT	
	CEO MTSU 1 300 235	Main table with side unit top of 36 mm, Vertical 18mm Laminated Chip Board with metallic legs in 8 bend curved shape, Modesty 18mm Laminated Chip Board, Side Unit with Body 18mm Laminated Chip Board, Facia 18mm with 2D+1 filing & double shutters. overall size :- 3000x2350x750mm	98,890
12A		BOARD PEDESTAL	
	DE MM MP 01 045 057	Mobile Pedestal Drawer with 3 equal drawer with 18mm Top & Facia. The Body is made of 18mm Laminated Chip Board and drawer runs on nylon rollers channels. Size :- 450x575x560mm	12,309
12B		BACK UNIT	
	DE MM BU 20 300 050	Back Unit top 36 mm, Body 18mm Laminated Chip Board, Facia with 2+1 filing in centre & 2 double openable shutters on both sides. The storage is of size 2500 with extended top of 500mm. overall size :- 3000x500x750mm	49,731
	DE MM BU 72 250 050	Back Unit top 36 mm. Body 18mm Laminated Chip Board, Facia with openable shutters at bottom upto 750ht. and 2 tower glass units of size 500x500x1350 overall size :- 2500x500x2100mm	67,419
13		SPLENDID SERIES TABLE	
	DKT 4010	Main Table as per design of overall size 2100x900x750(WxDxH) having fixed pedestal consisting of 2 drawer and one filing drawer of size 450 x675 x700mm (WxDxH)	52,900
13A		SIDE UNIT	
	DSU 09	Side unit as per design of overall Size 1200 x 450 x 685 (WxDxH) with two openable shutters on one side and 3 equal drawers on other side. Made up of 18mm laminated chip board.	26,588

For DELITE KOM LIMITED

[Signature]
Director/Authorised Signatory

'Kukreja House', 11nd Floor, 46, Rani Jhansi Road, New Delhi-110055
Tel. Nos.: 46287777, Website: www.delitek.com, www.delitekitchen.com,
Email:delite@delitek.com

DELITE KOM LIMITED

CONSUMER PRICE LIST (PART-B)

VERSION - 9

w.e.f. 1st JANUARY 2021



S.No.	Model No.	PRODUCT DESCRIPTION	Price (Rs.)
13B		BACK UNIT	
	DKB 14	Back unit of overall Size 1800x400x750mm (WxDxH) having two filing drawer cabined placed in the center of single door openable shutters at both ends. Made up of 18mm laminated chip board.	35,673
	DKB 8	Back unit of overall Size 1800x400x750mm (WxDxH) with single openable shutters on both ends and one open unit in center with single shelf. Made up of 18mm laminated chip board.	29,900
14		GLORIOUS SERIES TABLE	
	DKT 4020	Main Table as per design of overall size 2400x1200x750(WxDxH) having fixed pedastal consisting of 2 drawer and one filing drawer of size 450 x675 x700mm (WxDxH)	58,420
14A	DSU 09	SIDE UNIT	
		Side unit as per design of overall Size 1200 x 450 x 685 (WxDxH) with two openable shutters on one side and 3 equal drawers on other side. Made up of 18mm laminated chip board.	26,588
14B		BACK UNIT	
	DKB 14	Back unit of overall Size 1800x400x750mm (WxDxH) having two filing drawer cabined placed in the center of single door openable shutters at both ends. Made up of 18mm laminated chip board.	35,673
	DKB 8	Back unit of overall Size 1800x400x750mm (WxDxH) with single openable shutters on both ends and one open unit in center with single shelf. Made up of 18mm laminated chip board.	29,900
15		MARVEL SERIES TABLE	
		Main Table as per design without drawers having top made of 18 mm Laminated Chip Board with 9 mm decorative moulding on the edges of top and modesty with rectangular patch on its facia for elegant look.	
	DKMA 150	Size 1500 x750 x 750mm (WxDxH)	11,272
	DKMA 180	Size 1800 x900 x 750mm (WxDxH)	13,978
15A		SIDE UNIT	
	DSU 01	Side Unit size 1050 x 450 x 750(WXDXH) with three drawers fixed on rectangular studs for elegant look.	11,640
	DSU 29	Side unit of Size 800 x 400 x 700mm (WxDxH) with two openable drawers on one side and one open unit with shelf on other side. The unit is mounted on chrome studs	11,185
15B		DRAWER UNIT	
	DKP 99	Drawer unit of size 380x450x550mm(WxDxH) having three equal drawers fixed on chrome studs.	9,447



S.No.	Model No.	PRODUCT DESCRIPTION	Price (Rs.)
16		AMAZE SERIES TABLE	
		Main Table as per design without drawers having top thickness of 30mm made from combination of chip board and aluminium beading. Verticals and modesty of 18mm having two aluminum beading strips on its facia for designer look.	
	DKAM 150	Size 1500x750x750mm (WxDxH)	12,887
	DKAM 180	Size 1800x900x750mm (WxDxH)	16,052
	DKP 99	Drawer unit having three equal drawers of size 380 x 450x 550mm (WDXDH) mounted on chrome studs	9,447
16A		SIDE UNIT	
	DSU 29	Side unit of Size 800 x 400 x 700mm (WxDxH) with two openable drawers on one side and one open shelf on other side. The unit is mounted on chrome studs	11,185
	DSU 27	Side Unit size 800 x 400 x 700mm(WDXDH) having two openable shutters fixed on chrome studs.	9,750
17		EXCEL SERIES	
		Table Without Drawer Unit	
		Main table as per design without drawers having 25 mm PF top understruture made of 18 mm Laminated Chip Board having 4 bend steel legs.	
	DKEX 120	1200 x 600 x 750mm (W x D x H) without drawers	10,994
	DKEX 135	1350 x 600 x 750mm (W x D x H) without drawers	12,443
	DKEX 150	1500 x 750 x 750mm (W x D x H) without drawers	15,111
	DKEX 180	1800 x 900 x 750mm (l x w x d)mm without drawers	20,436
17A		DRAWER UNIT	
	DKP 01	Drawer unit of size 450X575X560mm (WxDxH) having three equal drawers. Drawer Body made up of 18 mm laminated chip board.	12,869
	DKP 51	Drawer unit of size 450x575x710mm(WxDxH) having two drawers and one filing cabinet. Drawer cabinet made of 18 mm laminated chip board.	11,247

For DELITE KOM LIMITED

Director/Authorised Signatory

'Kukreja House', IInd Floor, 46, Rani Jhansi Road, New Delhi-110055
Tel. Nos.: 46287777, Website: www.delitek.com, www.delitekitchen.com,
Email: delite@delitek.com

S.No.	Model No.	PRODUCT DESCRIPTION	Price (Rs.)
18		EXCEL SERIES TABLE WITH TOP HUNG DRAWER UNIT	
		Main Table as per design having top hung three drawer unit. Top is 25 mm PF and understructure made of 18 mm Laminated Chip Board. Steel legs having 4 bend hold the modesty and table top.	
	DKBR 120D	1200 x 600 x 750mm (WxDxH)	19,021
	DKBR 135D	1350 x 600 x 750mm (WxDxH)	20,436
	DKBR 150D	1500 x 750 x 750mm (WxDxH)	21,333
	DKBR 180D	1800 x 900 x 750mm (WxDxH)	23,104
18A		SIDE UNIT	
	DSU 14	Side unit of overall Size 900 x 450 x 725mm (WxDxH) with top hung one openable shutter unit.	7,475
	DSU 08	Side unit of overall Size 900 x 450 x 725mm (WxDxH) with one openable shutters on one side and 3 equal drawers on other side.	14,828
	DSU 02	Side unit of overall Size 900 x 450 x 725mm (WxDxH) with two openable shutters.	12,563
19		BRILLIANCE SERIES TABLE	
		Main Table as per design verticals and modesty in Laminated Chip Board with two desinger strips on modesty for elegant look	
	DKBR 120D	Table with top hung 3 equal drawer unit size 1200x600x750mm (WxDxH)	15,357
	DKBR 150DS	Table with top hung 3 equal drawer unit on one side and openable shutter on other side. Size 1500x800x750mm (WxDxH)	22,241
20		BRILLANCE SERIES Table without Drawer Unit	
	DKBR 135	Table of Size 1350x600x750mm (WxDxH)	9,320
	DKBR 165	Table of Size 1650x800x750mm (WxDxH)	12,398
20A		DRAWER UNIT	
	DKP 01	Drawer unit of size 450X575X560mm (WxDxH) having three equal drawers. Drawer Body made up of 18 mm laminated chip board.	12,869
	DKP 51	Drawer unit of size 450x575x710mm(WxDxH) having two drawers and one filing cabinet. Drawer cabinet made of 18 mm laminated chip board.	11,247
	DKP 89	Drawer of size 380x450x550mm(WxDxH) with three equal drawers	8,788

		DELITE KOM LIMITED CONSUMER PRICE LIST (PART-B) VERSION - 9 w.e.f. 1st JANUARY 2021	
S.No.	Model No.	PRODUCT DESCRIPTION	Price (Rs.)
20B		SIDE UNIT OF BRILLANCE SERIES	
	DSU 37	Side unit of overall Size 800 x 400 x 700mm (WxDxH) with two openable shutters.	9,707
20C		BACK UNIT	
	DBU.04	Back unit as per design, overall Size 1350 x 450 x 725mm (WxDxH) with three openable shutters.	17,872
21		ACADEMY SERIES TABLE WITHOUT TOP HUNG DRAWER UNIT	
		Main Table as per design without drawers having top and modesty in 18mm laminated chip board and Verticals made up of CRCA Steel duly powder coated.	
	DKAC 120	Size 1200 x 600 x 750mm (WxDxH)	10,137
	DKAC 150	Size 1500 x 750 x 750mm (WxDxH)	12,254
21A		SIDE UNIT	
	DSU 37	Academy Series Side unit of overall Size 800 x 400 x 700mm (WxDxH) with two openable shutters.	9,707
21B		DRAWER UNIT	
	DKP 51	Drawer unit of size 450x575x710mm(WxDxH) having two drawers and one filing cabinet. Drawer cabinet made of 18 mm laminated chip board.	11,247
	DKP 421	Drawer unit having three drawers of size 375 x 475X 720mm (WxDxH) . Body, top and facia made in CRCA sheet duly powder coated .	9,028
22		COMPUTER TABLE	
	DCT01 A	600x450x750mm	6,517
	DCT01 B	800x450x750mm	8,634
	DCT02	600x450x1460mm	11,237
	DCT 03A	CT03 (a) 1050x500x750mm	10,417
	DCT 03B	(b) 1200x450x750mm	10,838
	DCT 04A	CT04 (With Single Drawer) (a) 1050x500x750mm	8,542
	DCT 04B	(b) 1200x500x750mm	11,878

'Kukreja House', IInd Floor, 46, Rani Jhansi Road, New Delhi-110055
 Tel. Nos.: 46287777, Website: www.delitekom.com , www.delitekitchen.com
 Email:delite@delitekom.com

For DELITE KOM LIMITED

Director/Authorised Signatory

DELITE KOM LIMITED

CONSUMER PRICE LIST (PART-B)

VERSION - 9

w.e.f. 1st JANUARY 2021



S.No.	Model No.	PRODUCT DESCRIPTION	Price (Rs.)
	DCT 05A	CT05 (Computer Cum Study Table) (a) 900x600x1550mm	16,813
	DCT 05B	(b) 900x600x1550mm with fabric on soft baord	18,509
	DCF 40	Computer table as per design of size 1050x500x700 mm made of 18 mm prelaminated particle board having separate shelves for keeping CPU and printer, The table has also one pencil drawer on one side and keyboard tray made of 18 mm thick PLPB.	8,142
	DCF 60	Computer table as per design of size 1200x600x750mm made of 18 mm prelaminated particle board having having design in such a way that it accomidates CPU,UPS and printer. The Table has a drawer and keyboard tray made of 18 mm PLPB.	14,375
	DCF 70	Computer Table as per design of size 1200x600x750mm made of 18 mm prelaminated particle board having design in such a way that it accomidates CPU,UPS and printer. The table has a keyboard tray made of 18 mm thick PLPB	14,375
23		ZEN SERIES	
		Table with Drawer Unit	
		Main table as per design with Top Hung cabinet consisting of one drawer and openable shutter Top made of 18 mm Laminated Chip Board with edge banded sides.	
	DKZE 105	1050 x 600 x 750mm (WxDxH)	14,574
	DKZE 120	1200 x 600 x 750mm (WxDxH)	15,358
	DKZE 135	1350 x 600 x 750mm (WxDxH)	16,143
	DKZE 150	1500 x 600 x 750mm (WxDxH)	16,927
24		ZEN SERIES TABLE WITH PENCIL DRAWERS	
		Main table as per design with Top Hung cabinet consisting of one drawer. Top made of 18 mm Laminated Chip Board with edge banded sides.	
	DKZE 90P	900 x 600 x 750mm (WxDxH)	11,536
	DKZE 105P	1050 x 600 x 750mm (WxDxH)	12,320
	DKZE 120P	1200 x 600 x 750mm (WxDxH)	13,104
	DKZE 135P	1350 x 600 x 750mm (WxDxH)	13,889
	DKZE 150P	1500 x 600 x 750mm (WxDxH)	14,673

DELITE KOM LIMITED

CONSUMER PRICE LIST (PART-B)

VERSION - 9

w.e.f. 1st JANUARY 2021



S.No.	Model No.	PRODUCT DESCRIPTION	Price (Rs.)
25		OVERHEAD CABINETS STEEL	
		Overhead cabinets made of CRCA sheet dully powder coated having openable shutters with auto close hinges.	
	DK 0275	900 x 400 x 750mm (W x D x H)	9,056
	DK 0245	900 x 400 x 450mm (W x D x H)	6,541
	DK 0345	1350 x 400 x 450mm (W x D x H)	9,574
26		OVERHEAD CABINETS PARTICAL BOARD	
		Board Overhead Openable shutter with top, Body, facia & shelves made of 18 mm Laminated Chip Board and back 12 mm Laminated Chip Board	
26A		HT. 400MM	
	DKH 401	750X350X400 (2 Shutter)	7,110
	DKH 402	900X350X400 (2 Shutter)	7,848
	DKH 403	1050X350X400 (2 Shutter)	9,545
	DKH 404	1200X350X400 (3 Shutter)	11,737
	DKH 405	1350X350X400 (3 Shutter)	13,204
	DKH 406	1500X350X400 (3 Shutter)	14,672
		HT. 600MM	
26B	DKH 410	750X350X600 (2 Shutter,1 Shelf)	8,605
	DKH 411	900X350X600 (2 Shutter,1 Shelf)	10,044
	DKH 412	1050X350X600 (2 Shutter,1 Shelf)	12,271
	DKH 413	1200X350X600 (3 Shutter,1 Shelf)	14,750
	DKH 414	1350X350X600 (3 Shutter,1 Shelf)	15,888
	DKH 415	1500X350X600 (3 Shutter,1 Shelf)	17,191

For DELITE KOM LIMITED

'Kukreja House', IInd Floor, 46, Rani Jhansi Road, New Delhi-110055
Tel. Nos.: 46287777, Website: www.delitekom.com, www.delitekitchen.com,
Email: delite@delitekom.com

S.No.	Model No.	PRODUCT DESCRIPTION	Price (Rs.)
27		CUSTOMIZED STORAGE WALL (DEPTH - 480 MM)	
	DKS P9	Front area to be measured (H x W) PER SQ FEET	2,013
28		ADELE MEETING TABLE	
		Round meeting table as per design having Top made of 25 mm thick laminated chip board and understructure made in combination of laminated chip board and 32 mm anodized aluminium extrusion.	
	DCAD 4	1050 Dia x 750 Ht (for 4 persons)	20,468
	DCAD 6	1200 Dia x 750 Ht (for 6 persons)	22,542
29		ZEST MEETING TABLE	
		Table as per design, top made of 25 mm laminated Chip Board and understructure made of 50x50mm square MS powder coated pipe.	
	DCZE 4	900 x 900 x 750(h)	15,154
	DCZE 6	1500 x 900 x 750(h)	18,326
30		VICTOR ROUND MEETING TABLE	
		Round meeting table as per design made of 25 mm thick laminated chip board top and understructure made of 18mm laminated chip board.	
	DCVR 4	900 Dia x 750 Ht (for 4 persons)	9,282
	DCVR 6	1200 Dia x 750 Ht (for 6 persons)	12,375
31		VICTOR RECTANGULAR MEETING TABLE	
		Rectangular shaped table as per design made of 25 mm thick laminated chip board Top. Modesty and understructure made of 18mm laminated chip board.	
	DC V4	900 x 900 x 750mm (for 4 persons) (WxDxH)	9,282
	DC V6	1500 x 900 x 750mm (for 6 persons) (WxDxH)	15,626
	DC V8	2100 x 1200x 750mm (for 8 persons) (WxDxH)	21,235

For DELITE KOM LIMITED

'Kukreja House', IInd Floor, 46, Rani Jhansi Road, New Delhi-110055
Tel. Nos.: 46287777, Website: www.delitek.com, www.delitekitchen.com,
Email: delite@delitek.com

Director/Authorised Signatory

DELITE KOM LIMITED

CONSUMER PRICE LIST (PART-B)

VERSION - 9

w.e.f. 1st JANUARY 2021



S.No.	Model No.	PRODUCT DESCRIPTION	Price (Rs.)
32		RECEPTION TABLE	
		Table as per design with two level height top is made of 18 mm laminated chip board with horizontal designer strips for modern look.	
	DKRT 5A	1500X750X1050 mm (WxDxH)	46,000
	DKRT 5B	1800X750X1050 mm (WxDxH)	51,750
	DKRT 5C	2400X750X1050 mm (WxDxH)	63,250
33		COFFEE TABLES	
	OL 1	Coffee Table mounted on movable castors of size 800x400x450 (WxDxH) with top and understructure made in 18 mm Laminated chip board with open shelf at bottom.	3,508
	NU 01	Coffee Table as per design mounted on movable castors of size 800x400x450 (WxDxH) with top and understructure made in 18 mm Laminated chip board with open shelf at bottom and one side closed verticals.	2,818
	HO 01	Coffee Table as per design mounted on movable castors of size 900x400x450 (WxDxH) with top and understructure made in 18 mm Laminated chip board with open shelf at bottom having compartments.	4,198
34		SIDE TABLES	
	JO 01	Side table as per design of size 500x400x450 (LxWxH) with top and understructure made of 18 mm laminated chip board. Table has chrome plated studs	3,600
	SL 01	Side table as per design of size 450X400x450 (LxWxH) with top and understructure made of 18 mm laminated chip board. Table mounted on castors	2,818
	LI 01	Side table as per design with square top of size 450x450x450 (LxWxH) with top and understructure made of 18 mm laminated chip board.	2,317
	FL 01	Corner unit as per design of size 350x350x1200 (LxWxH) with top and understructure made of 18 mm laminated chip board.	4,313
35		CELEBRATION COFFEE TABLE	
		Coffee Table with top and understructure made of 18mm Laminated chip board.	
	DK CT W 20 090	900 X 500 X 450	11,270
36	DK CT W 20 120	1200 X 600 X 450	11,840
		GLASS WITH LAMINATED CHIP BOARD FRAME	
		Coffee Table with top in plain glass inserted in Laminated chip board and Understructure made of 18mm Laminated chip board.	
36	DK CT WG 21 090	900 X 500 X 450	11,500
	DK CT WG 21 090	1200 X 600 X 450	12,075

ISO
9001, 14001,
18001 45001 &
50001
CERTIFIED
COMPANY

DELITE KOM LIMITED

CONSUMER PRICE LIST (PART-B)

VERSION - 9

w.e.f. 1st JANUARY 2021



freedom to work...

S.No.	Model No.	PRODUCT DESCRIPTION	Price (Rs.)
37		CELEBRATION SIDE TABLE Side Table with top and understructure made of 18mm Laminated chip board.	
	DK ST W 20 090	450 X 450 X 450	8,320
38		GLASS WITH LAMINATED CHIP BOARD FRAME SIDE TABLE Side Table with top in plain glass inserted in Laminated chip board and understructure made of 18mm Laminated chip board.	
	DK ST WG 21 090	450 X 450 X 450	8,510
39		DELITE KOM IMPORTED TABLE (SUBJECT TO AVAILABILITY) Center Table 8mm toughened glass on the top and 5 mm at the bottom shelf respectively. The legs are made of PLPB.	10,120
	DK CT WG 30 105	1050 x 600	
40		DELITE KOM IMPORTED TABLE (SUBJECT TO AVAILABILITY) side Table with 8mm toughened glass on the top and 5 mm at the bottom shelf respectively. The legs are made of PLPB.	8,280
	DK ST WG 30 525	525 x 525mm	
41	DKF 100	DELITE KOM FOOT REST made up of 18 mm PLPB BOARD in size 450mm x 350mm x 75/125 mm.	1,265

GST No. 07AAACD2866J1ZK

Terms & Conditions

- 1) Special discount @15% on above mentioned price of Furniture Items.
- 2) GST@18% shall be charged extra.
- 3) Delivery F.O.R. Department/Office Concerned of IIT(BHU) Varanasi, Uttar Pradesh within the period of 2-4 weeks for General Delivery and 6-8 weeks for Bulk purchase from the time of date of issues of purchase order.
- 4) Warranty TWO YEARS against any manufacturing defects.
- 5) Payment 100% after receipt of supply of material in good conditions with regard to quality and quantity (and installation after assembling).

For DELITE KOM LIMITED

Director/Authorised Signatory

'Kukreja House', IInd Floor, 46, Rani Jhansi Road, New Delhi-110055

Tel. Nos.: 46287777, Website: www.delitekom.com ; www.delitekitchen.com, Email: delite@delitekom.com,

S.No.	Model No.	PRODUCT DESCRIPTION	Price (Rs.)
1		ALTIS SERIES	
		Leatherite chair, cushioned seat & back, Nylon base with chrome cladding, PU handle with chrome cladding. Torsion bar mechanism	
	DK 6001	High back revolving chair.	17,140
	DK 6002	Medium back revolving chair.	16,528
	DK 6003	Visitor chair.	13,773
2		STREAM SERIES	
		Revolving leatherite chair, cushioned seat & back, Nylon base with chrome cladding, PU handle with chrome cladding. Torsion bar mechanism	
	DK 6201	High back revolving chair.	17,446
	DK 6202	Medium back revolving chair.	16,834
	DK 6203	Visitor chair.	12,549
3		VOLUTE SERIES	
		Revolving leatherite chair, cushioned seat & back, Nylon base with chrome cladding, PU handle with chrome cladding. Knee tilt syncro mechanism	
	DK 6301	High back revolving chair.	16,222
	DK 6302	Medium back revolving chair.	15,610
	DK 6303	Visitor chair.	12,549
4		WING SERIES	
		Chair made up of HD + Softy foam with torsion bar mechanism for smooth movement with chrome plated strip on cushioned arms and on nylon base with wrinkled stitching on seat and back.	
	DK 6601	High back chair	19,283
	DK 6602	Medium back chair	18,671
	DK 6603	Visitor chair	15,610
5		TUFF SERIES	
		Fully upholstered leatherite chair cushioned seat & back. seat and back with HD foam PPCP base PPCP handle Torsion bar mechanism	
	DK 6101	High back revolving chair.	16,834
	DK 6102	Medium back revolving chair.	16,222
	DK 6103	Visitor chair.	13,161

S.No.	Model No.	PRODUCT DESCRIPTION	Price (Rs.)
6		APEX SERIES	
		Option of leatherite / fabric upholstery.chrome plated handle with cushion arms on top, chrome plated base with hydraulic mechanism polyfill in seat & back	
	DK 3201	High back chair	
		a) Tilting mechanism	14,308
		b) Torsion Bar Mechanism	15,226
	DK 3202	Medium back chair HANDLES NOT AS	
		a) Tilting mechanism DISPLAYED	13,687
		b) Torsion Bar Mechanism IN CATALOGUE	14,614
	DK 3203	Visitor chair with chrome plated base	11,171
7		ARANZA SERIES	
		Chair having Torizion bar mechanism with 'L' shaped double ply on seat and back with double cushioned and zig zag stitching on superior quality leatherite / chrome plated base and arms made up of chrome plate + top cushioned.	
	DK 6701	High back chair	18,058
	DK 6702	Medium back chair	17,446
	DK 6703	Visitor chair	14,998
8		EPRIS SERIES	
		Fully upholstered leatherite/ fabric chair cushioned seat & back superior quality HD foam in seat and back PU handle. Tilting mechanism	
	DK 6501P	High back revolving chair. HANDLES AND BASE NOT AS	14,692
	DK 6502P	Medium back revolving chair. DISPLAYED	14,079
	DK 6503P	Visitor chair. IN CATALOGUE	12,243

For DELITE KOM LIMITED

Director/Authorised Signatory

S.No.	Model No.	PRODUCT DESCRIPTION	Price (Rs.)
9		ROVER SERIES	
		Option of leatherite / fabric PU arms with base / hydraulic mechanism seat / back with foam & polyfill	
		High back chair	
	DK 3101P	a) Tilting mechanism	14,386
		b) Torsion Bar Mechanism	15,304
		Medium back chair	
	DK 3102P	a) Tilting mechanism	13,773
		b) Torsion Bar Mechanism	14,726
	DK 3103P	Visitor chair with chrome plated base	11,477
10		SYNCRON SERIES	
		Leatherite revolving chair /hydraulic mechanism , polypropylene / chrome plated arms /chrome plated base.	
	DK 3901	High back revolving chair with arms in combination of PP / Steel	12,779
	DK 3902	Medium back revolving chair with arms in combination of PP / Steel	12,167
	DK 3903	Visitor Chair	9,182
11		RIO SERIES	
		Option of leatherite / fabric upholstery, Chrome plated 'U' shaped handle, chrome plated base with hydraulic mechanism . The seat / back have double ply with foam & polyfill in seat & back	
	DK 2901	High back chair with Tilting mechanism HANDLES NOT AS DISPLAYED	14,462
	DK 2902	Medium back chair with Tilting mechanism IN CATALOGUE	13,850
	DK 2903	Visitor chair with chrome plated base HANDLES AS IN MATRIX SERIES	11,325

For DELITE KOM LIMITED

Director/Authorised Signatory

S.No.	Model No.	PRODUCT DESCRIPTION	Price (Rs.)
12		MAXIM SERIES	
		Option of leatherite / fabric upholstery, PU arms with nylon base & hydraulic mechanism. The seat / back have double ply with foam & polyfill in seat & back for extra comfort	
		High back chair	
	DK 3001P	a) Tilting mechanism HANDLES NOT	14,386
		b) Torsion Bar Mechanism AS DISPLAYED	15,304
		Medium back chair IN CATALOGUE	
	DK 3002P	a) Tilting mechanism	13,773
		b) Torsion Bar Mechanism	14,692
	DK 3003P	Delite Kom visitor chair with chrome plated base	11,478
13		RYDER SERIES	
		Revolving leatherite chair, doubled ply cushioned seat & back, Nylon base with chrome claddin and cushioned handle with chrome cladding. Torsion bar mechanism	
	DK 6801	High Back Chair	17,446
	DK 6802	Medium back chair	16,834
	DK 6803	Visitor chair	13,773
14		MATRIX SERIES	
		Option of leatherite / fabric upholstery. PU arms resting on chrome plated base, with hydraulic mechanism. The seat / back have double ply with foam & polyfill in seat & back for extra comfort	
		High back chair with 'P' shaped handle	
	DK 3301	a) Synchro tilt mechanism	12,855
		Medium back chair with 'P' shaped handle	
	DK 3302	a) Synchro tilt mechanism	12,243
	DK 3303	Visitor chair with chrome plated base	10,100
15		BOSTON SERIES	
		Revolving leatherite chair with centretilt mechanism, PU arms & nylon base.	
	DK 4001P	High back with PU arm rest	13,005
	DK 4002P	Medium back with PU arm rest HANDLES NOT AS DISPLAYED IN CATALOGUE	12,393

S.No.	Model No.	PRODUCT DESCRIPTION	Price (Rs.)
16		PACIFIC SERIES	
		High Back fabric chair with sychrotilt mechanism, 12mm thick hot pressed ply covered with moulded PU foam in seat & back, ABS cover in seat & back, PU arm rest, steel inserted base.	
	DK 3601	High back revolving chair.	11,019
	DK 3602	do but without ABS cover in seat & back.	9,871
	DK 3603	Medium back revolving chair.	10,407
	DK 3604	do but without ABS cover in seat & back.	9,305
17		ATLANTIC SERIES	
		Revolving chair with 12mm thick hot pressed ply covered with moulded PU foam in seat & back, ABS cover in seat & back, PU arm rest with nylon base.	
	DK 3701	High back revolving chair.	11,340
	DK 3702	do but without ABS cover in seat & back.	9,794
	DK 3703	Medium back revolving chair.	10,560
	DK 3704	do but without ABS cover in seat & back.	8,953
18		HERCULES SERIES	
		Revolving Steel chair having complete steel frame body of 3/4" round C R C pipe. The cushoining is duly upholstered with 2" PU Foam + 1" U-foam in seat and 2" pinehole rubber + 1" U-foam in back. PU arm rest with steel inserted nylon base. tilting lock facility	
	DK 601	Revolving high back chair.	10,896
	DK 602	Revolving medium back chair.	10,116
	DK 603	Revolving Low back chair.	10,100
	DK 604	Visitor chair with P U arms.	8,111
	DK 605	Visitor chair without arms.	7,499

For DELITE KOM LIMITED

Director/Authorised Signatory

S.No.	Model No.	PRODUCT DESCRIPTION	Price (Rs.)
19		'D' SERIES	
		Revolving chair with centre tilt mechanism, 12mm thick hot pressed ply covered with moulded PU foam in seat & back, ABS seat & back cover with 'D' shaped PU arms, steel inserted nylon base.	
	DK 3501	high back revolving chair.	10,957
	DK 3502	do but without ABS cover in seat & back.	9,121
	DK 3503	Low back revolving chair.	10,254
	DK 3504	do but without ABS cover in seat & back.	8,570
	DK 3505	Visitor chair with cantiliver frame, with PU arm rest.	7,958
	DK 3506	do but without ABS cover in seat & back.	6,428
20		SLEEK SERIES	
		Ergonomically designed executive chair with one piece fully moulded P U foam in seat and back. PU arm rest with steel inserted nylon base. Tilting lock facility	
	DK 611	Executive revolving high back chair.	8,126
	DK 612	Executive revolving low back chair..	7,500
	DK 613	Visitor chair with P U arms.	5,830
	DK 614	Visitor chair without arms.	5,247
21		EFFICIENT SERIES	
		Steel chair having complete steel frame body of 3/4" round CRC pipe. The cushioning is done on the ring type spring fitted with steel strip duly upholstered with 2" pinhole rubber + 2" U-foam in seat and 1.5" pinhole rubber+1"U-foam in back. PU arm rest with steel inserted nylon base. Tilting lock facility	
	DK 621	High back revolving chair.	9,488
	DK 622	Low back revolving chair.	8,876
	DK 623	Visitor chair with P U arms.	6,825
	DK 624	Visitor chair without arms.	6,214
	DK 626	High back revolving chair.	10,407

S.No.	Model No.	PRODUCT DESCRIPTION	Price (Rs.)
22		VERTEBRA SERIES	
		Revolving executive chair neatly upolstered in superior quality cotton fabric, with requisite cushioning & PU arm rest with steel inserted nylon base. Tilting lock facility	
	DK 26P	High back chair with PU arms.	7,804
	DK 27P	Low back tilting chair with PU arms.	7,498
	DK 31P	High back floating back with PU arms.	7,804
	DK 32P	Low back floating chair with PU arms.	7,141
	DK 30	Pelican Chair made from drawn section pipe, having U foam in seat & back, upholstered neatly in superior fabric provided with special contour in back.	5,660
23		MOSS SERIES	
		Revolving Net chair. The seat of the chair is made of moulded ply with pu foam and the option of leatherite and fabric on the seat. The back has inner nylon plastic structure with black coloured mess on the back. The back is adjustable along with the head adjustment option. The chair has tilting mechanism and PP adjustable handle.	
	DK 7101	High back revolving chair.	16,222
	DK 7102	Medium back revolving chair.	15,304
24		VISTA SERIES	
		Revolving chair with seat made up of HD foam and back made up of chrome frame and double ply on edge plus center mess for extra comfort. with chrome plated frame and T shaped pp adjustable handle. Push back mechnism	
	DK 7201	High back chair	13,467
	DK 7202	Medium back chair	12,855
	DK 7203	Visitor chair	10,713
25		T-NET SERIES	
		Revolving Chair with net on back with extra head support for extra comfort with T shaped adjustable handle and syncro mechanism.	
	DK 7301	High back chair	13,161
	DK 7302	Medium back chair	12,549
	DK 7303	Visitor chair	10,407



DELITE KOM LIMITED

CONSUMER PRICE LIST (PART-C)

VERSION - 9

w.e.f. 1st JANUARY 2021



S.No.	Model No.	PRODUCT DESCRIPTION	Price (Rs.)
26		FLEXTRA SERIES	
	DK 124	Low back net chair with push back mechanism	6,275
	DK 125	Low back Net chair with pp capsule handle and movable back	10,254
	DK 126	Low back Net chair with T shaped adjustable handle	10,560
	DK 130	Low back net chair with push back mechanism with C shaped handle of inner silver lining.	6,734
	DK 132	Low back net Chair with tilting mechanism and fixed pp handle	7,959
	DK 131	Low back net chair with push back mechanism with Y shaped handle	7,346
	DK 133	Low back Net chair with tilting mechanism and PP handle of silver coloured fittings.	7,040
	DK 134	Low back net chair with PP back and mess and handle with side sliver coloured strip.	7,346
	DK 970	Low back Net chair with T shaped handle	9,702
27		MILLENIU SERIES	
	DK 1101	High back revolving chair with moulded PU foam in seat & back ,push back mechanism, Polypropylene seat & back cover, PU arms, gas lift & steel inserted nylon base .	8,111
	DK 1103	Medium back revolving chair, having moulded PU foam in seat & back with push back mechanism, Polypropylene seat & back cover, PU arms, gas lift & steel inserted nylon base .	7,346
	DK 1105	Medium back revolving chair with push back mechanism, moulded PU Foam in seat & back, Polypropylene seat & back cover with PU arms, gas lift & steel inserted nylon base.	6,734
	DK 1107	Low back revolving chair with push back mechanism, moulded PU Foam in seat & back, Polypropylene seat & back cover with PU arms, gas lift & steel inserted nylon base.	6,428
28		GLOBAL MANAGER SERIES	
	DK 995	High back revolving chair with synchrotilt mechanism, polypropylene seat & back cover, moulded PU foam in seat & back, PU arms rest & steel inserted nylon base.	7,958
	DK 996	Medium back revolving chair with push back mechanism, polypropylene seat & back cover, moulded PU foam in seat & back, PU arms rest & nylon base.	7,407
	DK 997	Back revolving chair with push back mechanism, polypropylene seat & back cover, moulded PU foam in seat & back, PU arm rest & steel inserted nylon base.	7,101
	DK 998	Same as DK 997 without arms.	6,491

For DELITE KOM LIMITED

Director/Authorised Signatory

'Kukreja House', IInd Floor, 46, Rani Jhansi Road, New Delhi-110055
Tel. Nos.: 46287777, Website: www.delitekom.com , www.delitekitchen.com,
Email:delite@delitekom.com

S.No.	Model No.	PRODUCT DESCRIPTION	Price (Rs.)
29		T SERIES CHAIR	
	DK 990	High back revolving chair with synchrotilt mechanism, moulded PU foam in seat, high density foam in back, adjustable "T" shape arm rest, steel inserted nylon base.	8,968
	DK 991	Medium back revolving chair with moulded PU foam in seat & back, ABS cover in seat & back, adjustable "T" arm rest, push back with steel inserted nylon base.	8,846
	DK 993	Visitor chair with moulded PU foam in seat & back, ABS cover in seat & back, adjustable "T" arm rest.	7,070
30		WORK STATION SERIES	
	DK 925	Medium back revolving chair with moulded PU foam in seat & back, PU arm rest, push back with steel inserted nylon base.	7,239
	DK 927	Same as DK 925 but without arms.	6,626
	CF 112	Computer Operating Chair without arms.	4,744
	CF 113P	Operator chair with PU arms.	6,106
	CF 213	Revolving chair with arms, moulded PU foam seat & back. powder coated 5 pronged base with superior quality castors fitted with gas cylinder with additional lever for tilting facility	6,871
	CF 212	Same as DK 213 but without arm rest.	6,260
	DK 121	Revolving chair with arms, ABS Cover in seat and back, Moulded PU foam in seat & back. Steel inserted 5 pronged nylon base with superior quality castors.	7,192
	DK 122	Revolving chair with arms, ABS Cover in seat and back moulded PU foam in seat & back. Steel inserted 5 pronged base with superior quality castors.	7,116
	DK 123	Revolving chair with arms, molded PU foam seat & back. Steel inserted 5 pronged nylon base with superior quality castors.	6,274
	DK 1130	Revolving chair with PU/chrome plated arms, ABS Cover in seat and back moulded PU foam in seat & back. Steel inserted 5 pronged base with superior quality castors.	
		a) Synchro tilt mechanism	9,029
		b) Push back mechanism	8,720
	DK 930	Revolving chair with arms, moulded PU foam in seat & back. Steel inserted 5 pronged nylon base with superior quality castors.	8,111
	DK 650	Revolving chair with arms, molded PU foam in seat & back. Steel inserted 5 pronged base with superior quality castors.	8,570
31		SIERRA SERIES	
	DK 946	Visitor chair having perforated plastic back and PU cushioned seat, chrome plated frame, with arm.	4,974
	DK 947	Visitor chair having perforated plastic back and PU cushioned seat, chrome plated frame, without arm.	4,360

For DELITE KOM LIMITED

'Kukreja House', IInd Floor, 46, Rani Jhansi Road, New Delhi-110055

Tel. Nos.: 46287777, Website: www.delitek.com, www.delitekitchen.com

Email: delite@delitek.com

Director/Authorised Signatory

S.No.	Model No.	PRODUCT DESCRIPTION	Price (Rs.)
32		VISITOR CHAIR SERIES	
	DK 1403	Visitor chair, having cushioned in seat & back without arms.	3,214
	DK 1404	Visitor chair, having cushioned in seat & back with arms.	5,356
	DK 1407	Visitor chair having cushioned in seat and back with PU arms	6,122
	DK 1420	Visitor chair with Net back and cushioned seat having arms	6,122
	DK 1421	Visitor chair, with Net back and cushioned seat without arms	5,509
	DK 1425	Visitor chair, having cushioned in seat & back with arms.	6,581
	DK 1426	Visitor chair with chrome base with PU arms.	4,703
	DK 62	Perforated Metal Sheet chair duly powder coated with arms	3,275
	DK63	Powder coated perforated metal sheet chair duly powder coated without arms	2,449
	DK23	Visitor chair stackable made from 1/2" spelly drawn steel bar, hard ply and 1" thick pinhole rubber and upholstered in superior quality leatherite or cotton fabric	3,704
33		CAFETARIA SERIES CHAIR	
	DK 1501	Cafeteria chair having 'L' type moulded laminated ply chrome plated.	4,132
	DK 1502	Cafeteria chair having moulded laminated ply in seat, chrome plated frame	4,040
	DK 1503	Cafeteria chair having moulded laminated ply in seat, chrome plated frame.	3,979
	DK 1505	Cafeteria chair with cushioned seat, perforated back frame powder coated.	3,061
	DK 64	Powder coated steel pipe chair with upholstered seat	3,091

For DELITE KOM LIMITED

Director/Authorised Signatory

S.No.	Model No.	PRODUCT DESCRIPTION	Price (Rs.)
34		CAFETARIA SERIES TABLE	
	DK 1550	Rectangular canteen table with top made of 18mm PLPB	
	A) Chrome plated legs		
	DK 1550A	a) 1200x600x740mm	19,589
	DK 1550B	b) 900x600x740mm	18,434
	B) Powder coated legs		
	DK 1550C	a) 1200x600x740mm	18,076
	DK 1550D	b) 900x600x740mm	16,840
	DK 1551	Cafeteria series round table of size 900mm dia with MS powder coated base and chrome plated pipe frame with wooden top.	16,529
	DK 1552	Cafeteria rectangular canteen table of size 4'x2' with top made of 18mm PLPB having chrome plated legs	13,467
	DK 1553	Square canteen table with top size 4'x4' made of 18mm PLPB having 25mm MS square powder coated legs	6,815
	DK 1554	Rectangular canteen table with top size 6'x3' made of 18mm PLPB having 25mm MS square powder coated legs	7,849
35		STOOLS SERIES	
	DK 1475	Revolving Stool having circular base foot rest, seat resting on chrome plated pipe frame & having hydraulic mechanism. The back has round pipe frame & seat is cushioned having option of leatherite or fabric upholstery a) Chrome plated	7,652
	DK 1476	Revolving Stool having circular base foot rest, seat resting on chrome plated pipe frame. The back support is round pipe frame & seat is cushioned having option of leatherite or fabric upholstery a) Chrome plated	5,509
	DK 1477	Revolving Stool with powder coated steel base having manual height adjustment mechanism with an option of leatherite or fabric upholstery in seat and back	4,132
	DK 1481	Revolving Stool having five pronged chrome plated base, seat resting on chrome plated pipe frame having hydraulic mechanism. The back and seat is cushioned having option of leatherite or fabric upholstery.	5,127
	DK 1482	Revolving Stool having five pronged chrome plated base, seat resting on chrome plated pipe frame with foot rest. The back and seat is cushioned having option of leatherite or fabric upholstery	5,739
	DK 1483	Stool having chrome plated legs, seat resting on chrome plated pipe frame. The back and seat is cushioned having option of leatherite or fabric	4,133

For DELITE KOM LIMITED

Director/Authorised Signatory

S.No.	Model No.	PRODUCT DESCRIPTION	Price (Rs.)
36		TRAINING SERIES	
	DK 1601	Pipe frame chair with moulded PU foam in seat & back with full writing board and wire mesh tray at the bottom.	7,040
	DK 1603	Pipe frame chair with collapsing board & having mesh tray at the bottom.	6,275
	DK 1604	Perforated steel pipe frame chair with full writing board having wire mesh tray at the bottom duly powder coated.	3,887
	DKSD 145	Students Desk with shelf for storage, Desk understructure made of crc sheet and seat understructure made of 25mm square pipe powder coated. Top and desk and seat made of 18mm PLPB. Size 900(L)x800(H)x840(W)	10,655
37		MULTI SEATER SERIES	
		Multi seater having moulded laminated ply in seat & back, with wooden arms, steel frame duly powder coated.	
A	DK 4501	3 Seater (with arms).	11,325
B	DK 4502	2 Seater (with arms).	7,774
C	DK 4503	1 Seater (with arms).	3,948
D	DK 4504	3 Seater (without arms).	10,330
E	DK 4505	2 Seater (without arms).	6,844
F	DK 4506	1 Seater (without arms).	3,367
G	DK 4523	Chrome plated legs seater :- Multi three seater seat and back perforated chrome plated.	15,304
H	DK 5520	Sofa chair without arms made with chrome plated pipe option of Leatherite/fabric upholstery	6,734
38		Multiseater having perforated plastic back and PU cushioned seat , chrome plated frame, with arm.	
A	DK 4551	Three Seater	13,773
B	DK 4552	Two Seater	10,713

FOR DELITE KOM LIMITED

Director/Authorised Signatory

S.No.	Model No.	PRODUCT DESCRIPTION	Price (Rs.)
39		VISITOR SOFA SERIES	
		Visitor sofa with chrome plated legs option of leatherite/fabric upholstery	
A	DK 5541	a) Single Seater Sofa	18,058
B	DK 5542	b) Two Seater Sofa	25,404
C	DK 5543	c) Three Seater Sofa	31,936
40		Visitor sofa with chrome plated legs option of leatherite	
A	DK 5601	a) Single Seater Sofa	16,528
B	DK 5602	b) Two Seater Sofa	22,956
C	DK 5603	c) Three Seater Sofa	29,383
41		Visitor sofa with SS legs option of leatherite/fabric upholstery	
A	DK 5611	a) Single Seater Sofa	19,895
B	DK 5612	b) Two Seater Sofa	26,016
C	DK 5613	c) Three Seater Sofa	32,138
42		Visitor sofa with wooden frame and chrome plated legs option of leatherite/fabric upholstery	
A	DK 5621	a) Single Seater Sofa	19,895
B	DK 5622	b) Two Seater Sofa	26,016
C	DK 5623	c) Three Seater Sofa	32,138
43		Visitor sofa with chrome plated legs option of leatherite/fabric upholstery	
A	DK 5591	a) Single Seater Sofa	16,528
B	DK 5592	b) Two Seater Sofa	23,262
C	DK 5593	c) Three Seater Sofa	29,689

For DELITE KOM LIMITED

S.No.	Model No.	PRODUCT DESCRIPTION	Price (Rs.)
44		Visitor sofa with chrome plated legs option of leatherite/fabric upholstery	
A	DK 5521	a) Single Seater Sofa	16,834
B	DK 5522	b) Two Seater Sofa	22,650
C	DK 5523	c) Three Seater Sofa	29,077
45		Multiseater with perforated metal sheet in seat & back duly powder coated.	
a.	DK 62MS2A	2 Seater (without arms).	7,680
b.	DK 62MS2B	3 Seater (without arms).	11,200
c.	DK 62MS2C	2 Seater (with arms).	8,163
d.	DK 62MS2D	3 Seater (with arms).	11,834
46		ELIZA SOFA RANGE	
		Fully upholstered sofa range available in configuration of single two and three seats frame of sofa has good quality seasoned wood duly anti termite treated. In seat good quality flat spring steel are used and are covered by 'U' foam. Seat cushion has premium quality rubber. The back is made of high density foam. The upholstery has the option of leatherite or fabric	
(I)		The arm rest are made of seasoned teak wood duly spirit polished	
	DKS 4A1	Single seater	13,926
	DKS 4A2	2 seater	27,853
	DKS 4A3	3 seater	41,779
(II)		Leatherite or fabric sofa having arm covered with leatherite / fabric	
	DKS 4B1	Single seater	13,927
	DKS 4B2	2 seater	27,853
	DKS 4B3	3 seater	41,780

FOR DELITE KOM LIMITED

[Signature]
Director/Authorised Signatory

S.No.	Model No.	PRODUCT DESCRIPTION	Price (Rs.)
(III)		Leatherite sofa having arm covered with leatherite or fabric	
	DKS 4C1	Single seater	13,927
	DKS 4C2	2 seater	27,853
	DKS 4C3	3 seater	41,780
(IV)		Leatherite sofa having arm covered with leatherite	
	DKS 4D1	Single seater	13,927
	DKS 4D2	2 seater	27,853
	DKS 4D3	3 seater	41,780
		Fabric sofa	
(V)	DKS 4E1	Single seater	13,927
	DKS 4E2	2 seater	27,853
	DKS 4E3	3 seater	41,780
(VI)		Low height fabric sofa	
	DKS 4F1	Single seater	13,927
	DKS 4F2	2 seater	27,853
	DKS 4F3	3 seater	41,780

GST No. 07AAACD2866J1ZK

Terms & Conditions

- 1) Special discount @15% on above mentioned price of Furniture Items.
- 2) GST@18% shall be charged extra.
- 3) Delivery F.O.R. Department/Office Concerned of IIT(BHU) Varanasi, Uttar Pradesh within the period of 2-4 weeks for General Delivery and 6-8 weeks for Bulk purchase from the time of date of issues of purchase order.
- 4) Warranty TWO YEARS against any manufacturing defects.
- 5) Payment 100% after receipt of supply of material in good conditions with regard to quality and quantity (and installation after assembling).

For DELITE KOM LIMITED

Director/Authorised Signatory

'Kukreja House', IIInd Floor, 46, Rani Jhansi Road, New Delhi-110055

Tel. Nos.: 46287777, Website: www.delitek.com, www.delitekitchen.com, Email: delite@delitek.com

DELITE KOM LIMITED

CONSUMER PRICE LIST (PART-D)

VERSION - 9

w.e.f. 1st JANUARY 2021



freedom to work...

S.No.	Model No.	PRODUCT DESCRIPTION		Price (Rs.)
1		ALEX SCREEN		
		32mm Partition (Screen Based) with aluminium frame and covers (1.00 -1.2 mm sections)		
	DKW 32P1	PLPB SCREEN / FABRIC ON SOFT BOARD SCREEN	Per Sq.mtr	7,130
	DKW 32P2	CABLE RACE WAY TRAY (22 GZ / 0.8 mm)	R. mt	1,150
2		HALF SCREEN WITH FITTINGS		
	DKW 32S1	25 PLPB WITH PVC EDGE BAND	Per Sq.mtr	5,060
	DKW 32S2	18 PLPB WITH PVC EDGE BAND	Per Sq.mtr	4,140
	DKW 32S3	12 MM BEVELLED GLASS	Per Sq.mtr	8740
	DKW 32S4	10MM TOUGHENED GLASS WITH CLAMPS	Per Sq.mtr	9,597
		ALEX LEGS		
3		Complete 'U' Legs		
	DKW 32L1	600x715 mm	Per Sq.mtr	4,442
	DKW 32L2	750x715 mm	Per Sq.mtr	4,976
	DKW 32L3	900x715 mm	Per Sq.mtr	5,331
	DKW 32L4	1200x715 mm	Per Sq.mtr	6,220
	DKW 32L5	1500x715 mm	Per Sq.mtr	7109
		EVA PARTITION		
4		45MM THICK (PANEL BASED) ALUMINIUM PARTITION DOUBLE RACEWAY (ALUMINIUM + ALUMINIUM) INTERIOR GRADE		
	DKW 45P1	PLPB + WB/SB (Interior Grade)	Per Sq.mtr	8,890
	DKW 45P2	PLPB + Glass (Interior Grade)	Per Sq.mtr	9,005
	DKW 45P3	PL MDF + WB/SB (Interior Grade)	Per Sq.mtr	9,327
	DKW 45P3	PL MDF + Glass (Interior Grade)	Per Sq.mtr	9,315
	DKW 45P4	Metal Tile 0.8mm + WB/SB	Per Sq.mtr	10546
	DKW 45P5	Metal Tile 0.8mm + Glass	Per Sq.mtr	10,189

For DELITE KOM LIMITED

'Kukreja House', IInd Floor, 46, Rani Jhansi Road, New Delhi-110055

Tel. Nos.: 46287777, Website: www.delitek.com , www.delitekitchen.com

Email: delite@delitek.com

Director/Authorised Signatory

S.No.	Model No.	PRODUCT DESCRIPTION		Price (Rs.)
5	DKW 45P51	EVA PARTITION(BOTTOM R/W ALUMINIUM &MIDDLE R/W LAM) INTERIOR GRADE		
	DKW 45P511	PLPB + WB/SB	Per Sq.mtr	7,843
	DKW 45P512	PLPB + Glass	Per Sq.mtr	7,958
	DKW 45P513	PL MDF + WB/SB	Per Sq.mtr	8,315
	DKW 45P514	PL MDF + Glass	Per Sq.mtr	8,303
	DKW 45P515	Metal Tile 0.8mm + WB/SB	Per Sq.mtr	9,580
	DKW 45P16	Metal Tile 0.8mm + Glass	Per Sq.mtr	9,246
6		52MM THICK PARTITION (PANEL BASED) INTERIOR GRADE		
	DKW 52P1	PLPB + WB/SB	Per Sq.mtr	9,212
	DKW 52P3	PLPB + Glass	Per Sq.mtr	10,270
	DKW 52P4	9mm PPB with Post Lam + WB/SB	Per Sq.mtr	10,224
	DKW 52P5	9mm PPB with Post Lam + Glass	Per Sq.mtr	11,098
	DKW 52P6	PL MDF + WB/SB	Per Sq.mtr	9,557
	DKW 52P7	PL MDF + Glass	Per Sq.mtr	10534
	DKW 52P8	3mm MDF with Post Lam + WB/SB	Per Sq.mtr	9,212
	DKW 52P9	3mm MDF with Post Lam + Glass	Per Sq.mtr	10,270
	DKW 52P10	Metal Tile 0.8mm + WB/SB	Per Sq.mtr	10,488
	DKW 52P11	Metal Tile 0.8mm + Glass	Per Sq.mtr	11,282

For DELITE KOM LIMITED

Director/Authorised Signatory

DELITE KOM LIMITED

CONSUMER PRICE LIST (PART-D)

VERSION - 9

w.e.f. 1st JANUARY 2021



S.No.	Model No.	PRODUCT DESCRIPTION		Price (Rs.)
7		ACE PARTITION		
		60MM THICK (TILE BASED) ALUMINIUM PARTITION DOUBLE RACEWAY (ALUMINIUM + ALUMINIUM) INTERIOR GRADE		
	DKW 60P1	PLPB + WB/SB	Per Sq.mtr	10,477
	DKW 60P2	PLPB + Glass	Per Sq.mtr	10,948
	DKW 60P3	PL MDF + WB/SB	Per Sq.mtr	10,891
	DKW 60P4	PL MDF + Glass	Per Sq.mtr	11,236
	DKW 60P5	Metal Tile 0.8mm + WB/SB	Per Sq.mtr	11,525
8	DKW 60P6	Metal Tile 0.8mm + Glass	Per Sq.mtr	12,043
		ACE PARTITION (BOTTOM RW ALUMINIUM & MIDDLE RW LAM) INTERIOR GRADE		
	DKW 60P20	PLPB + WB/SB	Per Sq.mtr	10,258
	DKW 60P21	PLPB + Glass	Per Sq.mtr	10,730
	DKW 60P22	PL MDF + WB/SB	Per Sq.mtr	10,718
	DKW 60P23	PL MDF + Glass	Per Sq.mtr	11,052
	DKW 60P24	Metal Tile 0.8mm + WB/SB	Per Sq.mtr	11,284
9	DKW 60P25	Metal Tile 0.8mm + Glass	Per Sq.mtr	11,801
		CARLO PARTITION 75MM THICK		
		(TILE BASED) CRCA FRAME PARTITION INTERIOR GRADE		
	DKW 75P1	PLPB + WB/SB	Per Sq.mtr	10,270
	DKW 75P2	PLPB + Glass	Per Sq.mtr	12,788
	DKW 75P3	9mm PPB with Post Lam + WB/SB	Per Sq.mtr	12,259
	DKW 75P4	9mm PPB with Post Lam + Glass	Per Sq.mtr	14,145
	DKW 75P5	PL MDF + WB/SB	Per Sq.mtr	10,925
	DKW 75P6	PL MDF + Glass	Per Sq.mtr	13,271
	DKW 75P7	Metal Tile 0.8mm + WB/SB	Per Sq.mtr	11,374
	DKW 75P8	Metal Tile 0.8mm + Glass	Per Sq.mtr	13,536
	DKW 75P9	Perforated Metal + WB/SB	Per Sq.mtr	12,443
	DKW 75P10	Perforated Metal + Glass	Per Sq.mtr	14,145

S.No.	Model No.	PRODUCT DESCRIPTION		Price (Rs.)
10		BOARDS TOP WITH FITTINGS		
		PARTICLE BOARD TOP - INTERIOR GRADE		
	DKW B1	25mm PLPB	Per Sq.mtr	5,026
	DKW B2	18mm PLPB	Per Sq.mtr	4,025
	DKW B3	12mm PLPB	Per Sq.mtr	3,095
	DKW B4	36mm PF Particle Board	Per Sq.mtr	7,855
	DKW B5	25mm PF Particle Board	Per Sq.mtr	7,222
	DKW B6	18mm PF Particle Board	Per Sq.mtr	6,590
	DKW B7	36mm PPB with Post Lam	Per Sq.mtr	7,625
	DKW B8	25mm PPB with Post Lam	Per Sq.mtr	6,452
11		25mm CURVILINEAR PLPB		
	DKW B9	1500x1500mm	Nos.	7,188
	DKW B10	1500x1350mm	Nos.	5,980
	DKW B11	1350x1350mm	Nos.	5,842
12		25mm CURVILINEAR POST LAM 0.8mm ON PARTICAL BOARD		
	DKW B12	1500x1500mm	Nos.	10,017
	DKW B13	1500x1350mm	Nos.	9,016
	DKW B14	1350x1350mm	Nos.	8,844

For DELITE KOM LIMITED

Director/Authorised Signatory



DELITE KOM LIMITED

CONSUMER PRICE LIST (PART-D)

VERSION - 9

w.e.f. 1st JANUARY 2021



S.No.	Model No.	PRODUCT DESCRIPTION		Price (Rs.)
13		GLASS TOP		
	DKW B15	12 mm bevelled Glass	Per Sq.mtr	7291
	DKW B16	10 mm bevelled Glass	Per Sq.mtr	6,751
14		VERTICALS (BSL)		
		PARTICLE BOARD - INTERIOR GRADE		
	DKW V1	25mm PLPB	Per Sq.mtr	4,554
	DKW V2	18mm PLPB	Per Sq.mtr	3,554
	DKW V3	36mm PF Particle Board	Per Sq.mtr	7,993
	DKW V4	25mm PF Particle Board	Per Sq.mtr	6,935
	DKW V5	18mm PF Particle Board	Per Sq.mtr	6,268
	DKW V6	36mm Plain Particle Board with Post Lam	Per Sq.mtr	7,567
	DKW V7	25mm Plain Particle Board with Post Lam	Per Sq.mtr	6,245
15	DKWS 2B	AERO WORK STATIONS (ASSEMBLED)		
		Module 'A' Workstation size 1500x1500 for Two Persons with switch & socket. Aero Series Screen with Fabric on Soft Board		60,276
16	DKWS 4A	Module 'A' Workstation size 1500x1500 for Two Persons with switch & socket. Aero Series Screen with Fabric on Soft Board		1,12,075
17	DKWS 2	Straight Module worktop 25mm thick Workstation size 1200x600 for Two Persons with switch & socket. Aero Series Screen with Fabric on Soft Board		
	DKWS 2A	A) With 25 mm Post Formed Top		49,384
	DKWS 2B	B) With 25 mm Pre laminated Top		47,020
18	DKWS 4	Straight Module worktop 25mm thick Workstation size 1200x600 for Four Persons with switch & socket. Aero Series Screen with Fabric on Soft Board		
	DKWS 4A	A) With 25 mm Post Formed Top		71,603
	DKWS 4B	B) With 25 mm Pre laminated Top		65,261

For DELITE KOM LIMITED

Director/Authorised Signatory

'Kukreja House', IInd Floor, 46, Rani Jhansi Road, New Delhi-110055
Tel. Nos.: 46287777, Website: www.delitek.com , www.delitekitchen.com,
Email: delite@delitek.com



DELITE KOM LIMITED

CONSUMER PRICE LIST (PART-D)

VERSION - 9

w.e.f. 1st JANUARY 2021



S.No.	Model No.	PRODUCT DESCRIPTION	Price (Rs.)
19	DKWCS 2A	Module 'A' Workstation size 1500x1500 for Two Persons with switch & socket with drawers. Aero Series Screen with Fabric on Soft Board	79,697
20	DKWCS 4A	Module 'A' Workstation size 1500x1500 for Four Persons with switch & socket with drawers. Aero Series Screen with Fabric on Soft Board	1,50,920
21	DKWSS 2	Straight Module worktop 25mm thick Workstation size 1200x600 for Two Persons with switch & socket with drawers. Aero Series Screen with Fabric on Soft Board	
	DKWSS 2A	A) With 25 mm Post Formed Top	68,806
	DKWSS 2B	B) With 25 mm Pre laminated Top	65,636
22		Straight Module PF worktop 25mm thick Workstation size 1200x600 for Four Persons with switch & socket. Aero Series Screen with Fabric on Soft Board	
	DKWSS 4A	A) With 25 mm Post Formed Top	1,10,448
	DKWSS 4B	B) With 25 mm Pre laminated Top	1,04,106
23		AERO WORK STATIONS (LOOSE)	
23A		Work Top with Cable Tray	
	DKL WT15	A) Curvilinear 1500x1500 25mm Pre Laminated Particle Board	10,689
	DKL WT60	B) Straight 1200x600 25mm Post Formed Top	6,336
	DKL WT60PLPB	C) Straight 1200x600 25mm Pre Laminated particle board	4,750
23B		Main Legs	
	DKL WALB	i) Aero Leg : Big	3,491
	DKL WALB	ii) Aero Leg : Small	3,073
23C		Corner Post Ht. 1140 with switch & socket.	
	DKL CP1W	i) "1" Way	3,919
	DKL CP2W	ii) "2" Way	5,472
	DKL CP3W	iii) "4" Way	7,791

For DELITE KOM LIMITED

Director/Authorised Signatory

S.No.	Model No.	PRODUCT DESCRIPTION	Price (Rs.)
24		Screen	
	DKL SFB 1360	i) Fabric on Board 1360x600	6,726
	DKL SFSB 1360	ii) Fabric on Soft Board 1360x600	8,199
	DKL SFB B60	iii) Fabric on Board & White Board 1360x600	7,396
	DKL SFB1060	iv) Both Side Laminated 1360x600	5,679
	DKL SFB1060	v) Fabric on Board 1060x600	5,000
	DKL SFBS1060	vi) Fabric on Soft Board 1060x600	5,905
	DKL SFWB1060	vii) Fabric on Board & White Board 1060x600	5,545
	DKL SBS1060	viii) Both Side Laminated 1060x600	4,380
	DKL SS	ix) Side Screen BSL	2,923
	DKL SGS1360	x) Glass Screen 10mm thick 1360x600	6505
	DKL SGS1210	xi) Glass Screen 10mm thick 1210x600	5,788
	DKL SGS460	xii) Glass Screen 10mm thick 460x600	2,219
25		Drawer Unit	
		3 DRAWER PEDASTAL	
	DKL 403	Steel pedestal of Size: 375x475x524mm with Castors (DKP 403)	7,767
		Steel pedestal of Size: 375x475x524mm with drawer facia in Prelaminated Particle Board with Castors (DKP 403P)	8,406
26		1 DRAWER+ 1 FILING with Castors	
	DKL 411	Steel pedestal of Size: 375x475x524mm with Castors (DKP 411)	7,767
	DKL411P	Steel pedestal of Size: 375x475x524mm with drawer facia in Prelaminated Particle Board with Castors (DKP 411P)	8,406
27		4 DRAWER PADESTAL	
	DKL 404	Steel pedestal of Size: 375x475x720mm with level adjusters (DKP 404)	9,482
	DKL 404P	Steel pedestal of Size: 375x475x720mm with drawer facia in Prelaminated Particle Board (DKP 404P)	10,254

For DELITE KOM LIMITED

Director/Authorised Signatory

'Kukreja House', IInd Floor, 46, Rani Jhansi Road, New Delhi-110055
Tel. Nos.: 46287777, Website: www.delitek.com, www.delitekitchen.com,
Email: delite@delitek.com

S.No.	Model No.	PRODUCT DESCRIPTION	Price (Rs.)
28	DKL 421	2 DRAWER + 1 FILING	
		Steel pedestal of Size: 375x475x720mm with level adjusters (DKP 421)	9,482
	DKL 421P	Steel pedestal of Size: 375x475x720mm with drawer facia in Prelaminated Particle Board (DKP 421P)	10,254
29	DKL PD45	PENCIL DRAWER	
	DKLPD35	(i) 450x350x100mm.	4,718
		(ii) 350x350x100mm.	3,945
30	DKL CPU	C.P.U. TROLLEY.	
		Steel (200x250x250mm).	1,663
		KEY BOARD WITH CHANNEL SET.	
31	DKL KBP	i) Key Board Plastic ABS with Ball Slides.	1,441
	DKL KBM	ii) Metallic with ball slides.	2,158
	DKL KBST	iii) 18MM PLPB	2,231

GST No. 07AAACD2866J1ZK

Terms & Conditions

- 1) Special discount @15% on above mentioned price of Furniture Items.
- 2) GST@18% shall be charged extra.
- 3) Delivery F.O.R. Department/Office Concerned of IIT(BHU) Varanasi, Uttar Pradesh within the period of 2-4 weeks for General Delivery and 6-8 weeks for Bulk purchase from the time of date of issues of purchase order.
- 4) Warranty TWO YEARS against any manufacturing defects.
- 5) Payment 100% after receipt of supply of material in good conditions with regard to quality and quantity (and installation after assembling).

For DELITE KOM LIMITED

Director/Authorised Signatory



DELITE KOM LIMITED

CONSUMER PRICE LIST (PART-E)

VERSION - 9

w.e.f. 1st JANUARY 2021



S.No.	Model No.	PRODUCT DESCRIPTION	Price (Rs.)
1		DELITE KOM SIGNATURE SERIES Premium Wooden Table made of teak board with PU polish having Overall size of:-	
	DWT 700 A	84"x36"x30" with Side Unit size 36"x18"x28".	66780.00
	DWT 700 B	72"x36"x30" with Side Unit size 36"x18"x28".	58433.00
	DWT 701 A	84"x36"x30" with Side Unit size 36"x18"x28".	70954.00
	DWT 701 B	72"x36"x30" with Side Unit size 36"x18"x28".	62606.00
	DWT 702 A	84"x36"x30" with Side Unit size 36"x18"x28".	69563.00
	DWT 702 B	72"x36"x30" with Side Unit size 36"x18"x28".	61215.00
2		DELITE KOM Glass top Table having Overall size of:-	
	DWT 703	72"x36"x30" with Side Unit size 36"x18"x28".	62606.00
3		DELITE KOM Wooden Table made of Commercial board with Laminate on the top having Overall size of:-	
	DWT 704A	72"x36"x30" with Side Unit size 36"x18"x28".	35740.00
	DWT 704B	60"x36"x30" with Side Unit size 36"x18"x28".	32876.00
4		DELITE KOM Wooden Table made of Commercial board with laminate having Overall size of:-	
	DWT 705	48"x24"x30" (with Pedestal having one drawer & an openable shutter.)	12186.00
5		Back Unit made up of teak board with PU polish having Overall size of:-	
	DWT 710A	72"x18"x30" (with four shutters)	31999.00
	DWT 710B	72"x18"x30" (with Three shutters & One Drawer)	35648.00

For DELITE KOM LIMITED

 Director/Authorised Signatory

'Kukreja House', IInd Floor, 46, Rani Jhansi Road, New Delhi-110055
 Tel. Nos.: 46287777, Website: www.delitekom.com , www.delitekitchen.com,
 Email:delite@delitekom.com

ISO
9001, 14001,
180011 45001 &
50001
CERTIFIED
COMPANY

DELITE KOM LIMITED

CONSUMER PRICE LIST (PART-E)

VERSION - 9

w.e.f. 1st JANUARY 2021



S.No.	Model No.	PRODUCT DESCRIPTION	Price (Rs.)
6		DELITE KOM SANGINI THREE DOOR WARDROBE A new range of three door almirah having auto closing hinges and spring loaded handle cum lock. Available in attractive powder coated shades.	
	DKS 36K	Size 910W x 560D mm with half Locker and Half Open Shelf	18167.00
	DKS 36A	Size 1980x910x560mm option full locker & half locker	18167.00
	DKS 36D	Size 1980x910x560mm in partition with half locker.	19333.00
	DKS 36E	Size 1980x910x560mm with half locker, 2 drawers and small secret locker	23183.00
	DKS 36EH	Size 1980x910x560mm with half locker, 2 drawers and small secret locker with hidden bottom.	24900.00
	DKS 40 A	Size 1980x1010x560mm option full locker & half locker	23000.00
	DKS 40 D	Size 1980x1010x560mm option full locker & half locker	23000.00
	DKS 40E	Size 1980x1010x560mm with half locker, 2 drawers and a small	27457.00
	DKS 40K	Size 1010W x 560mm with half Locker and Half Open Shelf	23000.00
	DKS 40EH	Size 1010W x 560mm with half locker, 2 drawers and small secret locker with hidden bottom.	28333.00
	DKS 40MP	Size 1010W x 560mm Two external drawer with lock and Locker in Locker.	28333.00
	DKS 40MD	Size 1010W x 560mm Two external drawer with lock and Locker in Locker and Mirror with hold.	29867.00
	DKS 54 A	Size 1980x1370x560mm(Domestic)	
	DKS 54 D	Size 1980x1370x560mm(Domestic)	36050.00
	DKS 54E	Size 1980x1370x560mm(Domestic) with two Drawers and Half	37767.00
	DKS 54S	Size 1370x550x1980mm (Domestic) 4 Adjustable Shelves in each unit.	36050.00

For DELITE KOM LIMITED

Director/Authorised Signatory

'Kulcreja House', IInd Floor, 46, Rani Jhansi Road, New Delhi-110055
Tel. Nos.: 46287777, Website: www.delitek.com , www.delitekitchen.com
Email: delite@delitek.com



DELITE KOM LIMITED

CONSUMER PRICE LIST (PART-E)

VERSION - 9

w.e.f. 1st JANUARY 2021



S.No.	Model No.	PRODUCT DESCRIPTION	Price (Rs.)
7		Customised Steel Modular Wardrobe with fixed design option (Per Sq. feet)	
	DKS - P1	Steel 100% Powder Coated	1967.00
	DKS - P2	Matt Finish Chip Board	1967.00
8		Steel Storage (Insulated)	
	DKL IF45	F-450 with one openable Shutter + 1 Drawer (Insulated) 675H x 450W x 570Dmm	13803.00
	DKL IF60	F-600 with two openable Shutter + 1 Drawer (Insulated) 675H x 600W x 570Dmm	17231.00
	DKL IF90	F-900 with two openable Shutter + 1 Drawer (Insulated) 675H x 900W x 570Dmm	22808.00
	DKL IFC90	F-C-900 with Openable Shutters (Insulated) 675H x 900W x 570Dmm	24213.00
	DK CH I3D 045 48	Steel Storage (Insulated) 450W x 530D x 485H	12924.00
	DK CH I2S 060 48	Steel Storage 2 Shutters (Insulated) 600W x 530D x 485Hmm	13288.00
	DK CH I2S 075 48	Steel Storage 2 Shutters (Insulated) 750W x 530D x 485Hmm	15434.00
	DK CH I2S 090 48	Steel Storage 2 Shutters (Insulated) 900W x 530D x 485Hmm	17548.00
	DK CH I3D 045 63	Steel Storage (Insulated) 450W x 530D x 635Hmm	14380.00
	DK CH ICP 090 48	Corner Pentagon with Single Shutter (Insulated) 900W1 x 900W2 x 530D x 485Hmm	16238.00
	DK CH ICP 090 63	Corner Pentagon with Single Shutter (Insulated) 900W1 x 900W2 x 530D x 635Hmm	18858.00
	DK CH I3D 045 48	3 Drawer (Insulated) 450W x 530D x 485Hmm	12924.00
	DKP I403	3 Drawer Pedestal (Insulated) 375W x 475D x 524Hmm	9894.00
	DK CH I1D 1S 045 63	Steel Storage 1 Drawer + 1 Shutter (Insulated) 450W x 530D x 635Hmm	12680.00
	DK CH 1D I2S 060 63	Steel Storage 1 Drawer + 2 Shutter (Insulated) 600W x 530D x 635Hmm	15858.00
	DK CH 1D I2S 075 63	Steel Storage 1 Drawer + 2 Shutter (Insulated) 750W x 530D x 635Hmm	18568.00
	DK CH 1D I2S 090 63	Steel Storage 1 Drawer + 2 Shutter (Insulated) 900W x 530D x 635Hmm	21028.00

'Kukreja House', IInd Floor, 46, Rani Jhansi Road, New Delhi-110055
 Tel. Nos.: 46287777, Website: www.delitekom.com, www.delitekitchen.com,
 Email: delite@delitekom.com

DELITE KOM LIMITED
 Director/Authorised Signatory

ISO
9001, 14001,
180011 45001 &
50001
CERTIFIED
COMPANY

DELITE KOM LIMITED

CONSUMER PRICE LIST (PART-E)

VERSION - 9

w.e.f. 1st JANUARY 2021



S.No.	Model No.	PRODUCT DESCRIPTION	Price (Rs.)
	DK CH ISU 075 48	Sink Unit with two shutters (Insulated) 750W x 530D x 485Hmm	23934.00
	DK CH ISU 090 48	Sink Unit with two shutters (Insulated) 900W x 530D x 485Hmm	25848.00
	DK CH ISU 075 63	Sink Unit with 2 Shutters (Insulated) 750W x 530D x 635Hmm	27568.00
	DK CH ISU 090 63	Sink Unit with 2 Shutters (Insulated) 900W x 530D x 635Hmm	29878.00
	DKL IS90	Sink Unit F-SU-900 with openable shutters with SS Sink (Insulated) 900W x 570D x 675Hmm	32620.00
	DKL IS60	Sink Unit F-SU-600 with openable shutters with SS Sink (Insulated) 600W x 570D x 675Hmm	27737.00
	DKL I060	Steel Overhead T-600 with one shelf + openable shutters (Insulated) 643H x 600W x 320Dmm	13955.00
	DKL I060G	Steel Overhead T-600 with one shelf + Glass openable shutters (Insulated) 643H x 600W x 320Dmm	14330.00
	DKL I090	Steel Overhead T-900 with one shelf + openable shutters (Insulated) 675H x 900W x 320Dmm	20984.00
	DKL I090G	Steel Overhead T-900 with one shelf + Glass openable shutters (Insulated) 643H x 900W x 320Dmm	19130.00
	DKL ICU	Corner Pentagon Overhead (Insulated) 600x600x300x300	15610.00
		BEDS	
9	DAISY SERIES	WENGE / SILVER BRUSHED ALUMINIUM	
		DAISY SERIES Bed having Head board & foot board made up of overall thickness of 27mm with all sides edge banded having a silver brushed aluminium strips for aesthetic looks. The bed sides are made up of 18mm Laminated Chip Board.	
		QUEEN SIZE BED - 1969 x 1574 x 820/385 (LxWxH)	
	CLAS QS NB 196 157 082 FW SG	Bed without Box	18375.00
	CLAS QS BS 196 157 082 FW SG	Bed with Box Storage	25200.00
		SINGLE SIZE BED - 1969 x 940 x 820/385 (LxWxH)	
	CLAS SS NB 196 094 082 FW SG	Bed without Box	12180.00
	CLAS SS BS 196 094 082 FW SG	Bed with Box Storage	17010.00

'Kukreja House', IInd Floor, 46, Rani Jhansi Road, New Delhi-110055
Tel. Nos.: 46287777, Website: www.delitekom.com, www.delitekitchen.com,
Email: delite@delitekom.com

For DELITE KOM LIMITED

Director/Authorised Signatory

ISO
9001, 14001,
180011 45001 &
50001
CERTIFIED
COMPANY



DELITE KOM LIMITED

CONSUMER PRICE LIST (PART-E)

VERSION - 9

w.e.f. 1st JANUARY 2021



S.No.	Model No.	PRODUCT DESCRIPTION	Price (Rs.)
10	CHOCO SERIES	ACACIA DARK / BLACK	
		CHOCO BED Bed having Head board 27mm & foot board made up 18 mm Laminated Chip Board with all side edge banded having 9mm thick designer strips on Headboard finish for aesthetic looks. The bed sides are made up of 18mm Laminated Chip Board.	
		KING SIZE BED - 2026 x 1880 x 820/385 (LxWxH)	
	COCO KS NB 202 188 082 AD BL	Bed without Box	19740.00
	COCO KS BS 202 188 082 AD BL	Bed With Box Storage	28560.00
		QUEEN SIZE BED - 1950 x 1574 x 820/385 (LxWxH)	
	COCO QS NB 195 157 082 AD BL	Bed without Box	17325.00
	COCO QS BS 195 157 082 AD BL	Bed With Box Storage	24360.00
		SINGLE SIZE BED - 1950 x 960 x 820/385 (LxWxH)	
	COCO SS NB 195 096 082 AD BL	Bed without Box	11760.00
	COCO SS BS 195 096 082 AD BL	Bed with Box Storage	16590.00
11	BEACH SERIES	WENGE	
		BEACH BED Bed having Head board & foot board made up of 18mm Laminated Chip Board having 4mm thick metallic strip on Headboard for aesthetic looks. The Head board has an additional depth of 200mm for keeping everyday essentials. The sides are made up of 18mm Laminated Chip Board.	
		KING SIZE BED - 2208 x 1912 x 900/400 (LxWxH)	
	PLUM KS NB 220 191 090 FW	Bed without Box	20804.00
	PLUM KS BS 220 191 090 FW	Bed with Box Storage	29624.00
		QUEEN SIZE BED - 2133 x 1606 x 900/400 (LxWxH)	
	PLUM QS NB 213 160 090 FW	Bed without Box	17756.00
	PLUM QS BS 213 160 090 FW	Bed with Box Storage	25316.00

'Kulreja House', IInd Floor, 46, Rani Jhansi Road, New Delhi-110055
Tel. Nos.: 46287777, Website: www.delitekom.com, www.delitekdtchen.com
Email: delite@delitekom.com





DELITE KOM LIMITED

CONSUMER PRICE LIST (PART-E)

VERSION - 9

w.e.f. 1st JANUARY 2021



S.No.	Model No.	PRODUCT DESCRIPTION	Price (Rs.)
		SINGLE SIZE BED - 2133 x 972 x 900/400 (LxWxH)	
	PLUM SS NB 213 097 090 FW	Bed without Box	12344.00
	PLUM SS BS 213 097 090 FW	Bed with Box Storage	17639.00
12	BRISTOL SERIES	WENGE	
		BRISTOL BED Bed having Head board & foot board made up of 18mm Laminated Chip Board. The Head board has depth of 200mm having two storage compartments with openable shutter and open shelf in center. Headboard storage openable shutter has 4mm thick metallic strip for aesthetic looks. The sides are made up of 18mm Laminated Chip Board.	
		KING SIZE BED - 2208 x 1912 x 900/400 (LxWxH)	
	CRYS KS NB 220 191 090 FW	Bed without Box	23788.00
	CRYS KS BS 220 191 090 FW	Bed with Box Storage	32608.00
		QUEEN SIZE BED - 2133 x 1606 x 900/400 (LxWxH)	
	CRYS QS NB 213 160 090 FW	Bed without Box	20885.00
	CRYS QS BS 213 160 090 FW	Bed with Box Storage	28445.00
13	PURE SERIES	WENGE	
		PURE BED Bed having Head board & foot board made up of 18mm Laminated Chip Board. The Head board has depth of 200mm having two storage compartments with openable shutter. Headboard storage openable shutter has 4mm thick metallic strip for aesthetic looks. The sides are made up of 18mm Laminated Chip Board.	
		KING SIZE BED - 2208 x 1912 x 1000/400 (LxWxH)	
	PEAR KS NB 220 191 100 FW	Bed without Box	24570.00
	PEAR KS BS 220 191 100 FW	Bed with Box Storage	33390.00
		QUEEN SIZE BED - 2133 x 1606 x 1000/400 (LxWxH)	
	PEAR QS NB 213 160 100 FW	Bed without Box	21420.00
	PEAR QS BS 213 160 100 FW	Bed with Box Storage	28980.00

'Kulkreja House', IInd Floor, 46, Rani Jhansi Road, New Delhi-110055
Tel. Nos.: 46287777, Website: www.delitekom.com, www.delitekitchen.com
Email: delite@delitekom.com

ISO
9001, 14001,
180011 45001 &
50001
CERTIFIED
COMPANY


DELITE KOM LIMITED

CONSUMER PRICE LIST (PART-E)

VERSION - 9

w.e.f. 1st JANUARY 2021



S.No.	Model No.	PRODUCT DESCRIPTION	Price (Rs.)
14	BERRY SERIES	ACACIA DARK	
		BERRY BED Bed having Head board & foot board made up of 18mm Laminated Chip Board having 4mm thick metallic strip on Headboard for aesthetic looks. The Head board has an additional depth of 200mm for keeping everyday essentials. The sides are made up of 18mm Laminated Chip Board.	
		KING SIZE BED - 2208 x 1912 x 900/400 (LxWxH)	
	CHER KS NB 220 191 090 AD	Bed without Box	20804.00
	CHER KS BS 220 191 090 AD	Bed with Box Storage	29624.00
		QUEEN SIZE BED - 2133 x 1606 x 900/400 (LxWxH)	
	CHER QS NB 213 160 090 AD	Bed without Box	17756.00
	CHER QS BS 213 160 090 AD	Bed with Box Storage	25316.00
		SINGLE SIZE BED - 2133 x 972 x 900/400 (LxWxH)	
	CHER SS NB 213 097 090 AD	Bed without Box	12344.00
	CHER SS BS 213 097 090 AD	Bed with Box Storage	17639.00
15	PRECIOUS SERIES	ACACIA DARK	
		PRECIOUS BED Bed having Head board & foot board made up of overall thickness of 27mm with all sides edge banded having 12mm anodized finish metallic strip for aesthetic looks. The bed sides are made up of 18mm Laminated Chip Board.	
		KING SIZE BED - 2044 x 1880 x 900/400 (LxWxH)	
	TREA KS NB 204 188 090 AD	Bed without Box	21315.00
	TREA KS BS 204 188 090 AD	Bed with Box Storage	29610.00

For DELITE KOM LIMITED

Director/Authorised Signatory

'Kukreja House', IIInd Floor, 46, Rani Jhansi Road, New Delhi-110055
Tel. Nos.: 46287777, Website: www.delitekom.com, www.delitekitchen.com
Email: delite@delitekom.com

ISO
9001, 14001,
180011 45001 &
50001
CERTIFIED
COMPANY



DELITE KOM LIMITED

CONSUMER PRICE LIST (PART-E)

VERSION - 9

w.e.f. 1st JANUARY 2021



S.No.	Model No.	PRODUCT DESCRIPTION	Price (Rs.)
		QUEEN SIZE BED - 1969 x 1574 x 900/400 (LxWxH)	
	TREA QS NB 196 157 090 AD	Bed without Box	18375.00
	TREA QS BS 196 157 090 AD	Bed with Box Storage	25200.00
		SINGLE SIZE BED - 1969 x 960 x 900/400 (LxWxH)	
	TREA SS NB 196 096 090 AD	Bed without Box	12180.00
	TREA SS BS 196 096 090 AD	Bed with Box Storage	17010.00
16	TWINKLE	WENGE	
		TWINKLE BED Bed having Head board & foot board made up of overall thickness of 27mm with all side edge banded having 12mm anodized finish metallic strip for aesthetic looks. The bed sides are made up of 18mm Laminated Chip Board.	
		KING SIZE BED - 2044 x 1880 x 820/385 (LxWxH)	
	SOLI QS NB 196 157 090 FW	Bed without Box	21315.00
	SOLI QS BS 196 157 090 FW	Bed with Box Storage	29610.00
		QUEEN SIZE BED - 1969 x 1574 x 900/400 (LxWxH)	
	SOLI QS NB 196 157 090 FW	Bed without Box	18375.00
	SOLI QS BS 196 157 090 FW	Bed with Box Storage	25200.00
17	GOODY SERIES	ACACIA DARK / MAPLE	
		GOODY BED Bed having Head board & foot board made up of overall thickness of 27mm with all sides edge banded having 9mm designer strips on headboard and footboard for aesthetic looks. The bed sides are made up of 18mm Laminated Chip Board.	
		KING SIZE BED - 2044 x 1880 x 820/385 (LxWxH)	
	WOOD KS NB 204 188 082 AD TM	Bed without Box	21315.00
	WOOD KS BS 204 188 082 AD TM	Bed with Box Storage	29610.00

'Kulcreja House', IInd Floor, 46, Rani Jhansi Road, New Delhi-110055
Tel. Nos.: 46287777, Website: www.delitek.com, www.delitekitchen.com
Email: delite@delitek.com

ISO
9001, 14001,
180011 45001 &
50001
CERTIFIED
COMPANY


DELITE KOM LIMITED

CONSUMER PRICE LIST (PART-E)

VERSION - 9

w.e.f. 1st JANUARY 2021



S.No.	Model No.	PRODUCT DESCRIPTION	Price (Rs.)
		QUEEN SIZE BED - 1969 x 1574 x 820/385 (LxWxH)	
	WOOD QS NB 204 188 082 AD TM	Bed without Box	18375.00
	WOOD QS BS 196 157 082 AD TM	Bed with Box Storage	25200.00
		SINGLE SIZE BED - 1969 x 940 x 820/385 (LxWxH)	
	WOOD SS NB 196 094 082 AD TM	Bed without Box	12180.00
	WOOD SS BS 196 094 082 AD TM	Bed with Box Storage	17010.00
18	MODERN SERIES	ACACIA DARK / BLACK	
		MODERN BED Bed having Head board & foot board made up of 18mm Laminated Chip Board. The Head board has an additional depth of 200mm for keeping everyday essentials. The sides are made up of 18mm Laminated Chip Board.	
		KING SIZE BED - 2208 x 1912 x 1000/400 (LxWxD)	
	URBA KS BS 220 191 100 AD BL	Bed without Box	23090.00
	URBA KS NB 220 191 100 AD BL	Bed with Box Storage	31490.00
		QUEEN SIZE BED - 2133 x 1606 x 1000/400 (LxWxH)	
	URBA QS BS 213 160 100 AD BL	Bed without Box	20055.00
	URBA QS NB 213 160 100 AD BL	Bed with Box Storage	26975.00
		SINGLE SIZE BED - 2130 x 970 x 950/400 (LxWxH)	
	URBA SS NB 213 097 095 AD BL	Bed without Box	13755.00
	URBA SS BS 213 097 095 AD BL	Bed with Box Storage	18795.00

For DELITE KOM LIMITED

Director/Authorised Signatory

'Kukreja House', IInd Floor, 46, Rani Jhansi Road, New Delhi-110055
Tel. Nos.: 46287777, Website: www.delitekom.com , www.delitekitchen.com
Email: delite@delitekom.com



DELITE KOM LIMITED

CONSUMER PRICE LIST (PART-E)

VERSION - 9

w.e.f. 1st JANUARY 2021



S.No.	Model No.	PRODUCT DESCRIPTION	Price (Rs.)
19	INNOVA SERIES	ACACIA DARK / BLACK	
		INNOVA BED 25mm having PLPB headboard. Bed having headboard made of 25mm PF/25mm PLPB & 18mm with footboard and bedsides made up of 18mm PLPB. Bed understructure frame is made up of CRCA MS Pipe duly powder coated for sturdy structure.	
		KING SIZE BED - 2044 x 1880 x 900/400 (LxWxH)	
	INNOV KS NB 204 188 090 AD	Bed without Box	23499.00
	INNOV KS BS 204 188 090 AD	Bed with Box Storage	32571.00
		QUEEN SIZE BED - 1969 x 1574 x 900/400 (LxWxH)	
	INNOV QS NB 196 157 090 AD	Bed without Box	20213.00
	INNOV QS BS 196 157 090 AD	Bed with Box Storage	27720.00
		SINGLE SIZE BED - 1969 x 960 x 900/400 (LxWxH)	
	INNOV SS NB 196 096 090 AD	Bed without Box	13398.00
	INNOV SS BS 196 096 090 AD	Bed with Box Storage	18711.00
20	SONIC SERIES	COFFEE BROWN / BLACK	
		SONIC METAL BED (Single)	
	DKB01SBK	SINGLE SIZE BED - 1976 x 970 x 850/550 (LxWxH)	9330.00
		SONIC METAL BED (Queen)	
	DKB01QBK	SONIC METAL BED - 1976 x 570 x 850 (LxWxH)	12966.00
21	ALPINE SERIES	COFFEE BROWN / BLACK	
		ALPINE METAL BED (Single)	
	DKB02SBK	SINGLE SIZE BED - 1976 x 970 x 850/550 (LxWxH)	9488.00
		ALPINE METAL BED (Queen)	
	DKB02QBK	QUEEN SIZE BED - 1976 x 1570 x 805/550 (LxWxH)	13599.00

'Kukreja House', IInd Floor, 46, Rani Jhansi Road, New Delhi-110055
 Tel. Nos.: 46287777, Website: www.delitekom.com, www.delitekitchen.com,
 Email: delite@delitekom.com

For DELITE KOM LIMITED

Director/Authorised Signatory

ISO
9001, 14001,
180011 45001 &
50001
CERTIFIED
COMPANY




DELITE KOM LIMITED

CONSUMER PRICE LIST (PART-E)

VERSION - 9

w.e.f. 1st JANUARY 2021



S.No.	Model No.	PRODUCT DESCRIPTION	Price (Rs.)
22	AERO SERIES	COFFEE BROWN / BLACK	
		AERO METAL BED (Single)	
	DKB04SBK	SINGLE SIZE BED - 1976 x 970 x 850/550 (LxWxH)	9488.00
		AERO METAL BED (Queen)	
	DKB04QBK	QUEEN SIZE BED - 1976 x 1570 x 850/550 (LxWxH)	13599.00
23	FLORIS SERIES	COFFEE BROWN / BLACK	
		FLORIS METAL BED (Single)	
	DKB05SBK	SINGLE SIZE BED - 1976 x 970 x 850/550 (LxWxH)	9330.00
		FLORIS METAL BED (Queen)	
	DKB05QBK	QUEEN SIZE BED - 1976 x 1570 x 850/550 (LxWxH)	12966.00
24		MISTY WARDROBE '05' - ACACIA DARK Two door wardrobe with body, facia & shelves made of 18 mm Laminated Chip Board. The Wardrobe consists of hanging rod and one shelf for storage.	
	MISTY W 95 060 046 175 AD	600 x 460 x 1750	11995.00
	MISTY W 95 075 046 175 AD	750 x 460 x 1750	13705.00
25		WOODY WARDROBE '05' - ACACIA DARK / MAPLE Two door wardrobe with body, facia & shelves made of 18 mm Laminated Chip Board and back in 9 mm Laminated Chip Board. The Wardrobe consists of hanging rod and two shelves for storage. Wardrobe shutter has maple strips for aesthetic looks.	
	WOODY W 05 080 046 180 AD TM	800 x 460 x 1800	17005.00
26		CLASSY WARDROBE '05' WENGE / SILVER BRUSHED ALUMINIUM Two door wardrobe with body, facia & shelves made of 18 mm Laminated Chip Board. The Wardrobe consists of hanging rod and two shelves for storage. Wardrobe shutter has silver brushed aluminium strips for aesthetic looks.	
	CLASS W 05 080 046 180 FW 5G	800 x 460 x 1800	17005.00

'Kukreja House', 11nd Floor, 46, Rani Jhansi Road, New Delhi-110055
Tel. Nos.: 46287777, Website: www.delitek.com, www.delitekitchen.com
Email: delite@delitek.com

ISO
9001, 14001,
180011 45001 &
50001
CERTIFIED
COMPANY







DELITE KOM LIMITED

CONSUMER PRICE LIST (PART-E)

VERSION - 9

w.e.f. 1st JANUARY 2021



S.No.	Model No.	PRODUCT DESCRIPTION	Price (Rs.)
27		DENIM WARDROBE '09' - WENGE Two door wardrobe with Openable shutter with body, facia & shelves made of 18 mm Laminated Chip Board and back in 9 mm Laminated Chip Board Covered with pvc edgeband on all sides. The Wardrobe consists of hanging rod and two shelves for storage. Accessories included multipurpose hook and Tie Rod.	
	DENIM W09 090 045 180 FW	900 x 450 x 1800	16598.00
28		LINEN WARDROBE '25' - ACACIA DARK Two door wardrobe with Openable shutter with body, facia & shelves made of 18 mm Laminated Chip Board and back in 9 mm Laminated Chip Board Covered with pvc edgeband on all sides. The Wardrobe consists of hanging rod, board locker and shelf for storage. Accessories included multipurpose hook and Tie Rod.	
	LINEN W25 090 045 180 AD	900 x 450 x 1800	16767.00
29		LACE WARDROBE '25' - WENGE Two door wardrobe with Openable shutter with body, facia & shelves made of 18 mm Laminated Chip Board and back in 9 mm Laminated Chip Board Covered with pvc edgeband on all sides. The Wardrobe consists of hanging rod, board locker and shelf for storage. Accessories included multipurpose hook and Tie Rod.	
	LACE W25 090 045 180 FW	900 x 450 x 1800	16767.00
30		VELVET WARDROBE '72' - ACACIA DARK Three door wardrobe with Openable shutter with body, facia & shelves made of 18 mm Laminated Chip Board and back in 9 mm Laminated Chip Board Covered with pvc edgeband on all sides. The Wardrobe consists of hanging rod and shelves for storage. Accessories included multipurpose hook and Tie Rod.	
	VELV W 72 120 045 180 AD	1200 x 450 x 1800	23200.00
31		BEDSIDE TABLE 'A' - ACACIA DARK Bed side Table 'A' having top and sides made of 18mm Laminated chip board with all sides edge banded. Bed side Table consist of single drawer running on channels and an open shelf.	
	BED ST A 045 040 040 AD	450 x 400 x 400	4158.00
32		BEDSIDE TABLE 'A' - WENGE Bed side Table 'A' having top and sides made of 18mm Laminated chip board with all sides edge handed. Bed side Table consist of single drawer running on channels and an open shelf.	
	BED ST A 045 040 040 FW	450 x 400 x 400	4158.00

'Kukreja House', 11nd Floor, 46, Rani Jhansi Road, New Delhi-110055
Tel. Nos.: 46287777, Website: www.delitek.com, www.delitekitchen.com
Email: delite@delitek.com

ISO
9001, 14001,
18001, 45001 &
50001
CERTIFIED
COMPANY






DELITE KOM LIMITED

CONSUMER PRICE LIST (PART-E)

VERSION - 9

w.e.f. 1st JANUARY 2021



S.No.	Model No.	PRODUCT DESCRIPTION	Price (Rs.)
33		BEDSIDE TABLE 'C' - ACACIA DARK Bed side Table 'C' having top and sides made of 18mm Laminated chip board having open space for everyday essentials.	
	BED ST C 045 037 040 AD	450 x 375 x 450	2864.00
34		BEDSIDE TABLE 'C' - WENGE Bed side Table 'C' having top and sides made of 18mm Laminated chip board having open space for everyday essentials.	
	BED ST C 045 037 040 FW	450 x 375 x 450	2864.00
35		BEDSIDE TABLE 'D' - ACACIA DARK Bed side Table 'A' having top and sides made of 18mm Laminated chip board with all sides edge banded. Bed side Table consist of two drawer running on channels.	
	BED ST D 045 040 040 AD	450 x 400 x 400	5544.00
36		THREE DRAWER CHESTER - ACACIA DARK Three Drawer chester top,sides & facia are made up of 18mm Laminated chip board with all sides edge banded. Drawers are running on telescopic channels for smooth movement.	
	BED CH 3DR 080 040 075 AD	800 x 400 x 750	13698.00
		Four Drawer chester top,sides & facia are made up of 18mm Laminated chip board with all sides edge banded. Drawers are running on telescopic channels for smooth movement.	
	BED CH 4DR 090 040 090 AD	900 x 400 x 900	17995.00

GST No. 07AAACD2866J1ZK

Terms & Conditions

- 1) Special discount @15% on above mentioned price of Furniture Items.
- 2) GST@18% shall be charged extra.
- 3) Delivery F.O.R. Department/Office Concerned of IIT(BHU) Varanasi, Uttar Pradesh within the period of 2-4 weeks for General Delivery and 6-8 weeks for Bulk purchase from the time of date of issues of purchase order.
- 4) Warranty TWO YEARS against any manufacturing defects.
- 5) Payment 100% after receipt of supply of material in good conditions with regard to quality and quantity (and installation after assembling)

For DELITE KOM LIMITED

'Kukreja House', IInd Floor, 46, Rani Jhansi Road, New Delhi-110055

Tel. Nos.: 46287777, Website: www.delitekom.com, www.delitekitchen.com Email: delite@delitekom.com